

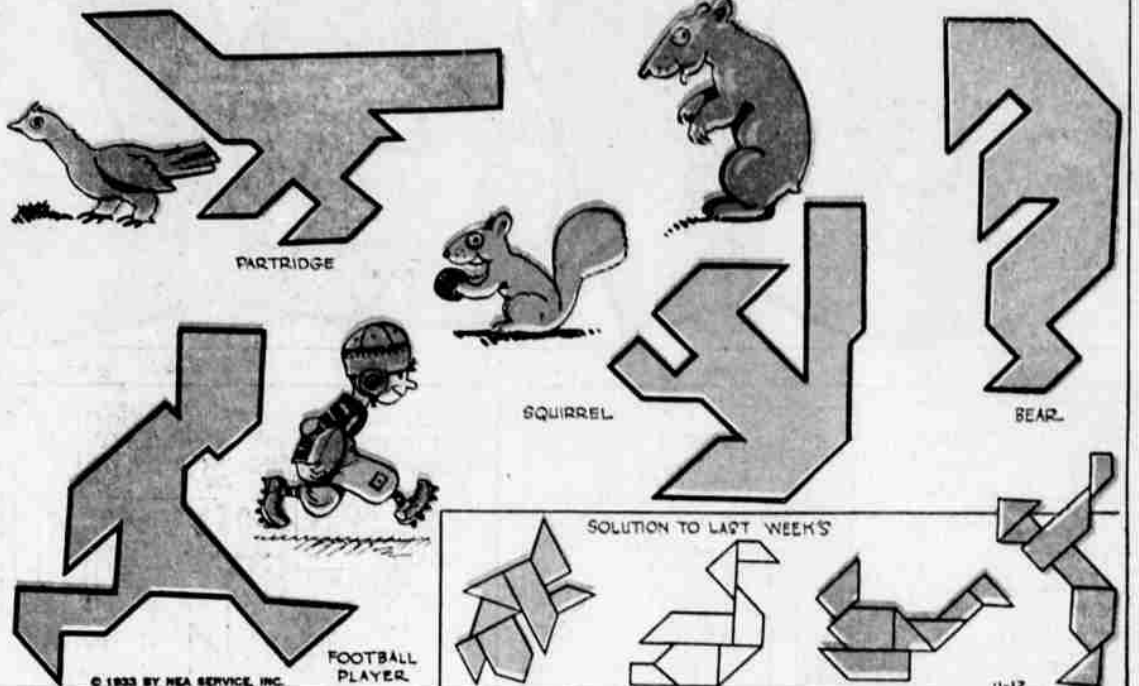



HI-LO

REG. U. S. PAT. OFF.

HERE'S THAT ENTERTAINING PUZZLE AGAIN—WITH NEW AND NOVEL FIGURES. IT'S A GOOD TRICK, IF YOU DO IT, AND A LOT OF FUN WHILE YOU'RE TRYING TO DO IT. BY PROPERLY REARRANGING THE SEVEN PIECES IN THE LARGE RECTANGLE, YOU CAN MAKE FIGURES LIKE THOSE SHOWN IN THE OUTLINE SKETCHES.

FIRST CUT OUT THE RECTANGLE, AND CRAYON THE BACK OF IT, IF YOU WISH, TO MATCH THE FRONT, AS THE PIECES CAN BE USED EITHER SIDE UP. THEN CUT OUT THE SEVEN PIECES AND TEST YOUR SKILL.






© 1933 BY NEA SERVICE, INC.

11-12

FRECKLES AND HIS FRIENDS

By Blosser



CUTIE CUT-UPS

WELL! LOOK WHO IS HERE AGAIN !!

BELOW ARE TWO UNIFORMS FOR THE POLICEMAN CUTIE PRINTED LAST WEEK.....

CHUBBY CUTIE!
FOLD BACK ON DOTTED LINE

THIS PATROL UNIFORM! MOUNTED UNIFORM!

A NEW CHUBBY CUT-UP FOR YOU! PASTE HIM ON HEAVY CARDBOARD AND THEN CUT HIM OUT..... BE SURE TO SAVE HIM, BECAUSE NEXT WEEK A LITTLE WAGON FOR HIM WILL BE PRINTED IN THIS SAME SPACE.....

A COUPLE OF HATS FOR HIM!

Blosser



© 1933 BY NEA SERVICE, INC.

11-12