

more
wonderful
gifts from
Wrisley



Flower Vase Bubble Bath
Pink, maize, blue in
gold-and-ceramic-
decorated crystal vase. **\$1.00**
Plus tax

Superbe Bubble Bath
20 floral-decorated
envelopes for 20 fragrant
bathtimes. **\$1.00**
Plus tax

Bath Superbe Soap
Three French-milled
cakes in heavenly Wrisley
fragrances. **\$1.00**

Available at drug and cosmetic counters
Prices slightly higher in Canada.



A CHILD
DOESN'T
HOPE...SHE
believes!

The faith of children
is a wonderful thing!
Your donation will
help feed and clothe
thousands of hungry,
homeless children
all over the world and
keep them believing
that help always
comes from
somewhere.

GIVE THROUGH YOUR FAITH

PROTESTANT—Share Our Surplus Appeal
CATHOLIC—Bishops' Clothing Collection
JEWISH—United Jewish Appeal Special Fund


Published as a public service in coop-
eration with The Advertising Council.

Drive Safely

NO MONEY DOWN!

Florida
HOMESITES *395

Lovely 1/4 acre homesites in Central
Florida's beautiful hill, lake and or-
ange grove area, only \$395, no money
down, just \$10 a month! High, dry
land with utilities, streets, unique
beauty, 22 miles to Gulf beaches. Sub-
urb of Ocala with shopping, schools,
churches, recreation, etc. Famous for
sightseeing. Fish, hunt, swim. Great re-
tirement and investment opportunity.
FREE color folder. Write: Dept. 310G
Rainbow Park, Box 521, Ocala, Fla.



Bang the Bag!

Frances W. Keene

Have a medium-size brown paper bag for each
guest. Line up in two teams at a mark and place the
bags, enough for each line, on two chairs about
20 feet away. At the signal to start, the first one in
each line runs to the chair, blows up a bag, pops it,
and runs back and tags the next player in line,
who then repeats the performance. Give a prize to
the winning team.

Junior Treasure Chest

Edited by MARJORIE BARROWS Editor of The Children's Hour

GUEST CLARENCE BIEBS


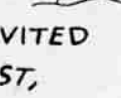
THE WINTER S,
THEIR  IN SNOW,
R TRACKING UP
THE YARD.
FROM CROW

2 CHICKADEE 
2 LOUD BLUE 
2 CARDINAL,
THEY EAT AND PLAY.

(BEHIND  A
A TWITCHING .)

THE S TAKE 
THE FLOCK A-SAIL.

BUT  THE !
ENRAGED, IT'S HE.....
A BLUE STREAK.

SCREAMING, 
"TARGET: !"

U UNINVITED
GUEST,
SCAT-
SCAT."
(THAT BLUR
WITH 
BEHIND?)



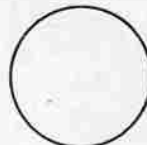
A Christmas Stocking to Make Suzie Snider



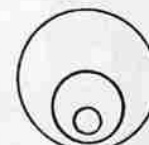
This is a stocking for you to make for Santa to fill. You will need a piece
of red felt 18 inches square, some smaller pieces of green and white felt for
decorations, wrapping ribbon, some cotton, and a bell. Cut the red felt square
in half. Next draw a stocking on one of the halves and pin both halves
together. Now cut out the stocking. Puncture holes around the edge except
at the top and thread the ribbon through, tying it at the back and leaving a
loop. With glue, attach the cotton around the top. From the green and white
felt cut out the designs and glue them to the stocking. You can sew sequins
to the decorations before gluing them on. Sew the bell at the toe, and your
Christmas stocking is ready.

Let's Draw A Pig Ann Davidow

Reprinted by request



First make a circle that's
practically round.



Add two circles more, each
one lower down.



Though the pig that we're
drawing cannot do much
squealing,



He's roly and poly and kind
of appealing.