

Kill cooking odors fast with Colgate's new Florient

Makes air smell flower-fresh

- Just one quick spray kills bad odors fast.
- Kills odors from cooking, smoking, bathroom, pets, musty closets, baby's room, sick room.
- Wick deodorants are too slow—some aerosols too weak, but Florient really kills bad odors, lasts and lasts.
- Keep an extra Florient in your bathroom.

4 POPULAR FRAGRANCES: FLORAL, SPICE, MINT, PINE

More women buy FLORIENT than any other air deodorant

DRIVE SAFELY



Ting-A-Ling!

Nat Bradford

Every player except one wears a blindfold. They scatter around the yard. One player has no blindfold but he wears a bell hung around his neck. The blindfolded players try to catch him. The one who does gets a chance to wear the bell next game.

If you have a lot of players, have two players wearing bells. Is that fun! Wheee!

Junior Treasure Chest

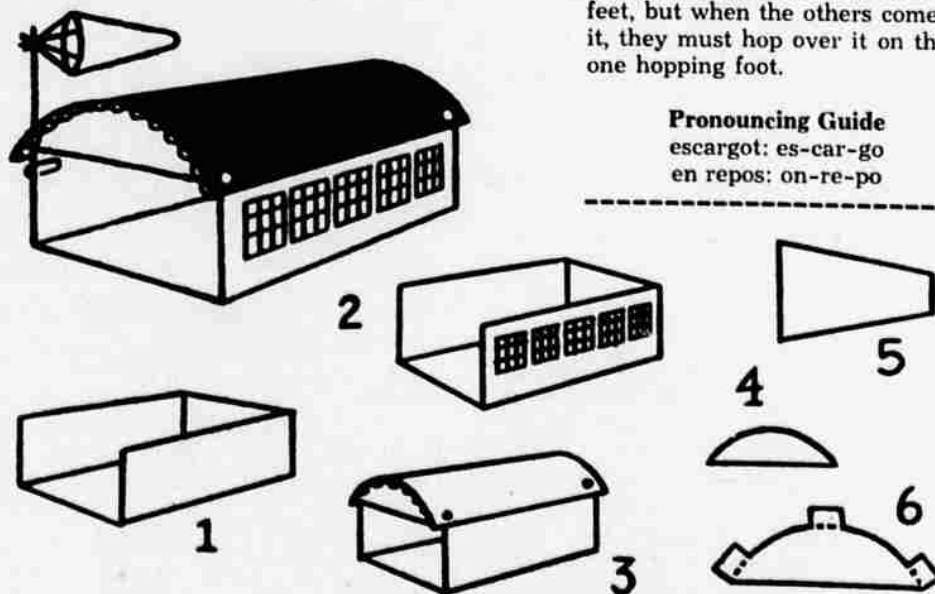
Edited by MARJORIE BARROWS, Editor of The Children's Hour

An Airplane Hangar

Bess A. Lee

You can make a hangar for your toy airplanes from a cardboard box, a piece of corrugated board, a few scraps of wire, cloth, and some letter fasteners. The box should be large enough to hold your planes and twice as long as it is wide. Cut out one of the ends (see Fig. 1). Draw windows along each side with black crayon (Fig. 2). Cut a piece of corrugated cardboard a little longer than the box and wide enough to arch over the top. Place this with the ridges running lengthwise (and have them on the inside) and fasten to the box sides with a pronged letter fastener at each corner. Now your roof is ready. Draw two half ovals to fill in the curved top space at each end (Fig. 4). Add tabs (Fig. 6) and cut out. Bend the tabs and glue them inside the roof.

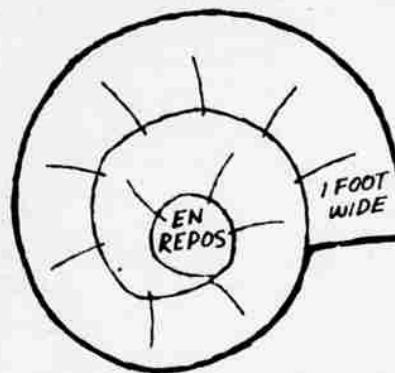
To make the wind sock, cut three pieces like Fig. 5 from cotton cloth. Sew sides together, then measure the distance around the large opening. Cut a piece of wire a little longer than this, and coil it in a circle to fit the opening. Twist the ends and catch it in place with thread all around the edge of the sock. Use a stiff wire for the upright. Connect the wind sock to this with two hairpins by twisting their points around the wind sock's wire frame opening. Bring the two loop ends together and wind the upright wire around them. Fasten this standard onto one corner of the open end of the hangar and it is ready for use.



Pronouncing Guide
escargot: es-car-go
en repos: on-re-po

Escargot!

Nat Bradford



In France boys and girls made up this game and children of other countries now play it, too. Escargot means snail. A diagram is drawn and the first player hops from square to square (one hop to each square), and only stands on two feet at the center spot marked "en repos" (at rest). The player then hops back. He can rest only on his hopping foot in any of the other spaces. After his first successful journey he can try again. But this time he can have another en repos space—one that he chooses himself and puts his initials on. Here he can rest on both feet, but when the others come to it, they must hop over it on their one hopping foot.


Let's Draw a Kangaroo

Ann Davidow

Some bouncing lines,
And just a few,
Will make
A bouncing kangaroo.



He's rather lean
Above the waist
And large below.
When he makes haste,



He goes at a
Thumpity-bumpity gait,
And leaps and lands,
Sitting practically straight.



He's low at the bottoms,
Then high at the tops
Of trees that he passes
Whenever he hops.