No More Dry Skin ever!

Beginning tomorrow morning!

Tonight, simply apply a bit of fast-acting LANOLIN PLUS *Liquid* to your face before retiring. That's all there is to it. Tomorrow morning when you awaken you will surely believe that an angel touched your skin with a magic wand while you slept. All skin dryness will be gone and your dry skin worries will be ended as long as you continue using LANOLIN PLUS *Liquid* regularly. Little lines and "crow's-feet" will begin to soften and fade, become much less noticeable.

And make-up! See how much more smoothly and perfectly it goes on. See your skin made softer and smoother by LANOLIN PLUS *Liquid*... America's largest-selling *dry skin moisturizer*. Only $1 plus tax. Get yours today for a surprisingly lovelier look tomorrow.

(Also available in Canada)

Glum or Glad?

Nat Bradford

Take a circle of cardboard. Draw a glum face on one side and a glad one on the other. One captain then choses two teams and makes a line separating them. He now throws up his disk into the air. If the glad side comes up, the glad team chases the glum team. A player, when caught, stops playing. The team that catches all the players on the other side wins!

Junior Treasure Chest

Edited by MARJORIE BARROWS, Editor of The Children's Hour

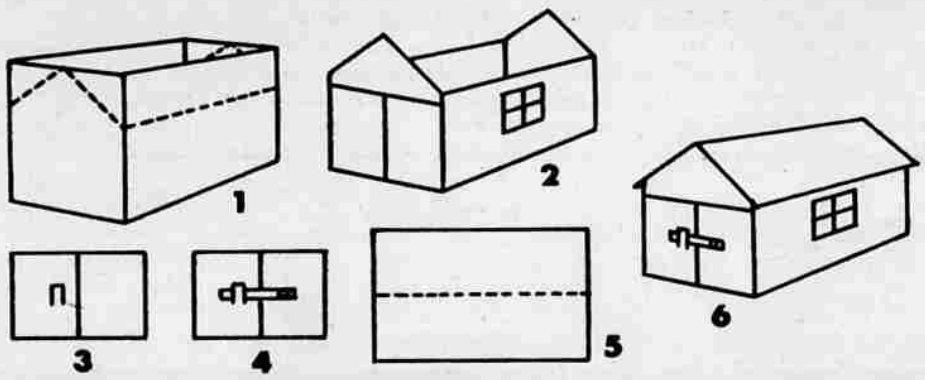

A Toy Garage

Bess A. Lee

You can make a garage for your toy automobiles from a cardboard box. Choose one that is longer than it is wide and quite deep. Cut the ends of the box into a point and cut a strip from each side as shown by dotted lines in Fig. 1. Draw a little square window at each side and at one end with black crayon. To make the doors, draw a straight line across the other end about three-quarters of an inch below the top corners. Measure the center and draw a vertical line to the bottom (Fig. 2). Cut on these lines and bend back the pieces to open the doors. To make the latch, cut a slot near the edge of one door (as in Fig. 3) with a knife; then cut a strip of cardboard and fasten onto the other door exactly opposite the slot with a two-pronged paper fastener so it can move up and down and slide in and out of the slot. For the roof, measure the sloping side at one end of the box and cut a piece of cardboard a little more than twice this width and about one inch longer than the box. Measure the center lengthwise, draw a line, bend and place on top of the box. You can paste red or green paper over the roof or paint it with a bright color to make an attractive finish.

Find a Word in a Word

Ragna Eskil

Can you find the possessive pronouns hidden in the words which these clues suggest? For example: 1. a number. The answer is *four*. The possessive pronoun *our* is hidden in this. Try these others: 2. a red color, 3. parents, 4. gains, 5. a school study.

Answers: 2. CARMINE, 3. FATHERS and MOTHERS, 4. PROFITS, 5. HISTORY.

Picture Party Game

Maude E. Hallmer

Here is a game for a party that is different and lots of fun.

The day before the party, collect buttons of any size and kind. Glue two buttons one inch apart on a 5-by-7-inch card and have a card for each guest.

When all the guests have arrived, pass a card to each and a pencil, too. Tell each person to draw a picture using the buttons for eyes. They may draw anything they want—an animal, a person, a *something*! Give a prize for the best one. In fact, it might be wise to have two prizes in case of a tie.

Let's Draw a Wild Boar

Ann Davidow

Would you like to learn the lore
Of Arrowtooth, the snouty boar



Who for delicious grub and root
Will snorkle with his snuffle snoot?



He's razor-backed with bristles blunt;
He's so ferocious in the hunt.



In olden days they said, "Forsooth,
Beware the 'bodes of Arrowtooth!"