


JUNIOR TREASURE CHEST

Edited by MARJORIE BARROWS, Editor of The Children's Hour

States of the Union

Dixon Lewis



Solution on page 14

Across

1. Musical note
3. Exclamation
5. This is known as the _____ State
7. North America (abbrev.)
8. To be first in a race
10. Not wet
12. Alderman (abbrev.)
13. This state, one of the richest farm regions in the country (abbrev.)
14. Black (abbrev.)
15. Desert-like hills in the northern part of this state
18. Name of a railroad
20. Last name of famous writer from this state
21. A small building
22. This state's most important

Down

25. Time — go — bed
27. Last name of a famous poet from this state
28. Musical note
30. These open locked doors
31. Covered with ice
33. Costa Rica (abbrev.)
34. Not me
36. Neighboring state to the east

Down

1. A small hill
2. Johnny _____ going home
3. What we do in school
4. Either go _____ stay here
6. Capital of this state, located in its center
8. River in this state
9. A state bordering this one (abbrev.)
11. Yard (abbrev.)
15. A small round speck
16. Boy's nickname
17. Southeast (abbrev.)
19. Not in
22. Steel is manufactured in Gary, an important _____ of this state
23. Musical note
24. A large city (abbrev.)
26. Not off
29. A bordering state to the north (abbrev.)
30. One to the south (abbrev.)
32. Baby's bed
35. A strong animal

Hot Weather Tip

Bess A. Lee

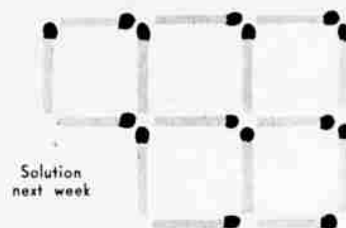
Do you know the best way to get from warm to cold in a hurry? By changing one letter at a time — to make a new word — you can change warm to cold in five steps. The definitions below help you find your way.

1. Warm, 2. Fish bait (for example—WORM), 3. A group of letters joined together, 4. String, 5. Cold.

Answers: 1. Warm, 2. worm, 3. word, 4. cord, 5. cold

Match Your Wits with This

Make these five squares with burnt matches. Take three matches away, leaving only three squares. Can you do it?



Solution next week

Let's Draw a Donkey


Ann Davidow




Draw this bottle, if you will. It's empty or we'd see it spill.



But to be sure, we'll quickly send
A longish heart to seal the end.



Some lines drop down, as you will show,
And dangle triangles below.



The donkey drowns where he tarries.
See what a heavy load he carries.

Look Out! A Spider!



Make a small, damp clay ball. Cut three rubber bands in half. Stick these on for the spider's legs. Stick in deeply a long single strip of rubber band to the top of the spider's body.

When the ball is dry, paint the spider black with bright yellow stripes.

Now hold the end of the top strip and bounce your wiggling spider up and down!

