

IF YOU PLAN TO CUT WOOD, YOU NEED ONE OF McCULLOCH'S **BIG 7 FOR '57**

7 New Models—A Size and Power for Every Job

At These Budget Terms!

20% DOWN
BALANCE 6 MONTHS

— On Approved Credit —

From

\$195⁰⁰ up

D-44

Light Touch
IN PRICE
NEW McCULLOCH
DIRECT-DRIVE
D-44



Take a good look at the McCulloch D-44... test it for balance, see how easily it cuts, how little it weighs. Then, check the price of this tough, speedy little saw and you'll agree it's a real buy!

Easily Outperforms All Other Direct-Drive Saws!

MODEL 49

the saw that **THRIVES** on hard work...




McCulloch's model **49**

If your cutting jobs require a chain saw that is a real workhorse, that seems to go on forever—without repair or adjustment—McCulloch's Model 49 is just the answer.

Known for its all-around utility, the 49 is ready, willing and able to tackle tough cutting jobs!

MODEL 55



IF YOU'VE USED OTHERS,

TRY THE LIGHTEST OF ALL
BIG-TIMBER SAWS...

McCulloch's Model **55**

No doubt about it... the gear-drive 55 by McCulloch outcuts other big-timber saws weighing more—and costing much more!

Versatile as well as powerful, the all-new 55 comes with two blade positions—one for good balance when bucking and the other for cutting low stumps when felling. No wonder it's winning more friends among professional loggers every day.


- Unmatched lugging ability
- Lowest silhouette for easy carrying in woods
- Blades available up to 42 inches
- Keyboard arrangement of oiler, ignition, choke, throttle
- Weighs just 24 pounds, lightest of all big-timber saws
- Buy on easy terms...

MODEL 77

make more money...

cut more wood...

with McCulloch's Model 77, the Most POWERFUL one-man chain saw.



It's the talk of the woods... the choice of professional loggers... the most powerful one-man chain saw on the market... it's the Model 77 by McCulloch!

Built to give years of outstanding service, the 77 combines superior cutting speed with exceptionally light weight—features that make it tops with loggers.

Check these other McCulloch features:

- Extra large air and fuel filter
- Choice of high or low chain speed systems keep engine parts clean, step-up performance
- Big fuel tank lets you cut longer

Try the 77

MODEL 99

LIGHT in WEIGHT but TOUGH
McCULLOCH Model 99 chain saw

Weights only 55 lbs. with 20" blade.

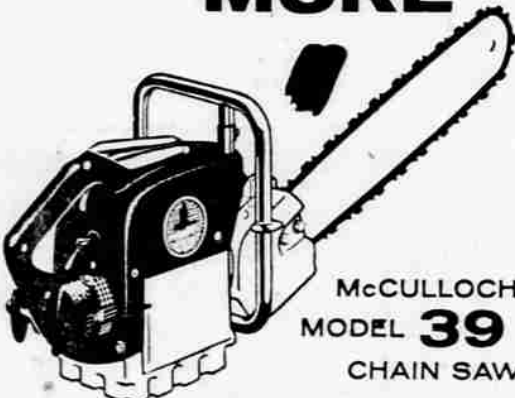
This heavy-duty big timber saw has all the latest improvements including the new SABERTOOTH chain that's a full 50% stronger. Comes with straight blades 20" to 60" or with 20" bow, all interchangeable.



Come in for a demonstration. We'll give you top allowance on your old saw in trade.

MODEL 39

CUTS LIKE IT SHOULD
COST MORE



McCULLOCH'S MODEL **39** CHAIN SAW

Here is the chain saw that invites comparison... that cuts pulp and medium sized timber with all the speed and ease of heavier, more expensive makes.

Pulp cutters, farmers, loggers, foresters... all agree that nothing in its weight or price class can stand up to the Model 39 for quick, easy cutting. Blades available up to 32 inches.

McCULLOCH!
STANDARD OF THE WOODS

COMPARE OUR SAWS
COMPARE OUR PRICE
COMPARE OUR TERMS

Then Buy Quality and Low Maintenance — One of McCulloch's Big 7 for '57

MODEL 35
WHAT A COMBINATION!

McCulloch quality



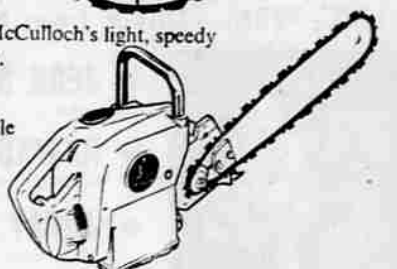
lowest price

You get both with McCulloch's light, speedy Model 35 chain saw.

Easy Terms Available

The ideal small saw for farmers, sportsmen, tree surgeons, part-time cutters.

Features such as automatic clutch, exclusive diaphragm carburetor and automatic rewind starter put the McCulloch Model 35 in a class by itself among low priced chain saws.



COME IN, PHONE OR WRITE TODAY FOR A FREE DEMONSTRATION

SOUTHERN OREGON EQUIPMENT COMPANY

3540 North Pacific Highway

Phone 3-3633