

Heppner High School Athletes shine at Eastern Oregon Invitational



(L-R) 1st place Hallee Hisler and 2nd Healy Hisler 200M.



(L) Lily Nichols placed 2nd in 1 Mile.



(L) Hayden McMahon 100m.

Photos by Susan Hisler

The Eastern Oregon Invitational held April 5 at Eastern Oregon University's Banner Bank Track in La Grande proved to be an exciting day for Heppner High School athletes, with numerous standout performances across a variety of events.

Among the most impressive accomplishments was the Heppner women's team, which placed first in the women's elite events. The women placed eighth in the varsity events, for a combined team score of fifth out of the 16 participating teams.

The Heppner men's team tied with Crane for 10th in the elite category but placed ninth in the varsity events, for a combined score of ninth in the field of 18 teams.

Individually, Hayden McMahon demonstrated impressive speed, securing a fifth-place finish in both the elite 100-meter and the varsity 200-meter finals.

In the one-mile elite, Heppner's Marty Medina ran a personal best with a time of 5:10.36, finishing in 10th place.

The shot-put competition saw Chris Humphreys throw a solid 37' 6", securing a fifth-place finish. Both Lucas King and Gage Heideman also performed well in the shot put, with both athletes throwing 32' 6", marking personal records. Landon McMahon followed with a throw of 31' 10" for 16th place.

In the discus, McMahon had another standout performance, reaching 109' 4", a personal best that earned him a seventh-place finish.

On the field, Chris Humphreys came in third in the Javelin, with a throw of 155' 0". Heppner also saw strong performances in the high jump, where Joseph Albitre cleared 5' 6", a new personal best, securing third place.

Hallee and Healy Hisler were dominant forces for Heppner in the women's varsity races. Hallee Hisler claimed first place in both the 200m and 400m. Healy Hisler also made a strong impression, finishing second in the 200m with a time of 27.95 seconds and third in the 400m with 1:03.75.

In the one-mile elite, Lily Nichols gave an exceptional performance, placing second with a personal best of 5:38.99. Teammate Brooklyn Hendricks also

achieved a personal best in the mile, running 6:30.18 for fourth place.

The 4x400m relay team, consisting of Riley Archer, Healy Hisler, Lily Nichols and Hallee Hisler, took second place with a strong time of 4:21.48, demonstrating great teamwork and speed.

In the field events, Claire Lindsay excelled in both the discus and javelin. She threw 97' 6.5" in the javelin, placing seventh. Lily Nichols also impressed in the 300m hurdles, securing fourth place with a time of 49.98 seconds.

On the high jump runway, Natalie Piper cleared 4' 2", earning seventh place.

Full meet results are as follows:

- Men's Results**
 100 Meters Varsity
 11. Nick Wenberg (12) - 12.78a
 100 Meters Elite
 5. Hayden McMahon (12) - 12.01a SR
 200 Meters Varsity
 5. Hayden McMahon (12) - 25.15a SR
 1 Mile Elite
 10. Marty Medina (12) - 5:10.36a PR
 Shot Put - 12lb Varsity
 5. Chris Humphreys (11) - 37' 6"
 14. Lucas King (9) - 32' 6" PR
 14. Gage Heideman (9) - 32' 6" PR
 16. Landon McMahon (11) - 31' 10" SR
 19. Austin Willis (11) - 29' 2" PR
 Discus - 1.6kg Varsity
 7. Landon McMahon (11) - 109' 4" PR
 20. Gage Heideman (9) - 85' 6" PR
 34. Austin Willis (11) - 67' 1"
 Javelin - 800g Varsity
 3. Chris Humphreys (11) - 155' 0"
 32. Lucas King (9) - 73' 1"
 High Jump Varsity
 3. Joseph Albitre (11) - 5' 6" PR
 Long Jump Varsity
 6. Nick Wenberg (12) - 19' 2"
 11. Joseph Albitre (11) - 17' 3.75" PR
- Women's Results**
 100 Meters Varsity
 12. Laia Puelles (10) - 15.17a
 14. Teagan Kelton (11) - 15.26a
 18. Natalie Piper (10) - 15.56a SR
 24. Samantha Lamb (9) - 15.89a
 200 Meters Varsity
 1. Hallee Hisler (12) - 27.05a
 2. Healy Hisler (10) - 27.95a SR
 17. Teagan Kelton (11) - 31.42a PR
 24. Samantha Lamb (9) - 32.79a PR
 400 Meters Elite
 1. Hallee Hisler (12) - 1:01.09a SR
 3. Healy Hisler (10) - 1:03.75a SR
 800 Meters Varsity
 12. Brooklyn Hendricks (10) - 2:57.33a SR
 16. Loren Trujillo (11) - 3:22.17a SR
 1 Mile Elite
 2. Lily Nichols (11) - 5:38.99a PR
 4. Brooklyn Hendricks (10) - 6:30.18a PR
 100m Hurdles - 33" Varsity
 10. Laia Puelles (10) - 19.44a PR
 300m Hurdles - 30" Varsity
 4. Lily Nichols (11) - 49.98a SR
 4x400 Relay Varsity
 2. Heppner A (Riley Archer, Healy Hisler, Lily Nichols, Hallee Hisler) - 4:21.48a
 Shot Put - 4kg Varsity
 9. Avia Boutefuhr (11) - SCR
 Discus - 1kg Varsity

33. Claire Lindsay (10) - 70' 11.25" PR
 - 56' 0" SR
 High Jump Varsity
 7. Natalie Piper (10) - 4' 2" SR
 Javelin - 600g Varsity
 7. Claire Lindsay (10) - 97' 6.5" SR
 22. Loren Trujillo (11)

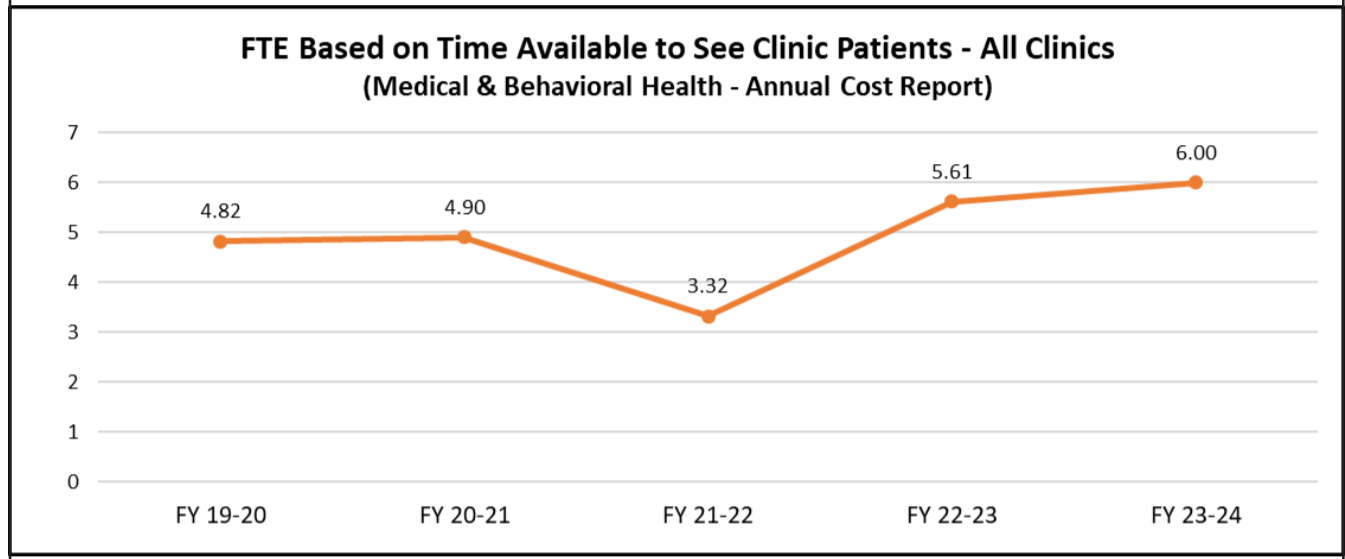


PO BOX 9
 Heppner OR 97836
 Tel: 541-676-9133
 Toll Free: 1-800-737-4113
 www.morrowcountyhealthdistrict.org

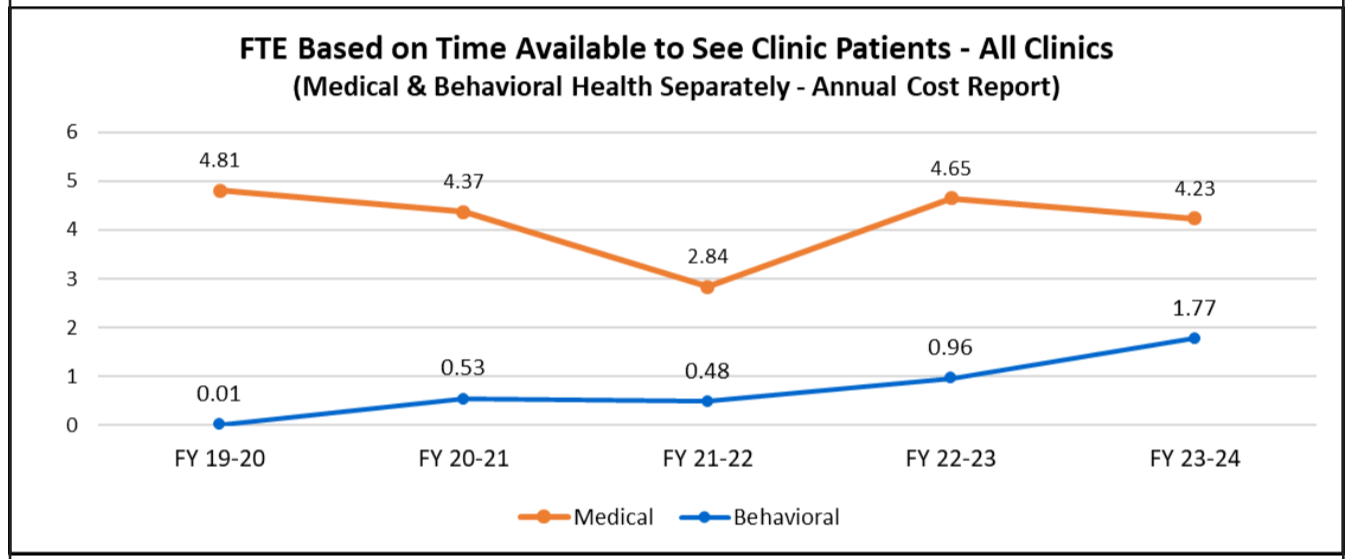
Continued SUMMARY OF CLINIC PERFORMANCE

The full-time equivalent graphs shown below are included because available provider time is a useful measure of patient access. These graphs exclude time that providers were assigned to the emergency department, which is important because in 2022, MCHD changed from a model in which clinic providers staffed the emergency department to a model in which the emergency department is independently staffed by employed emergency department providers.

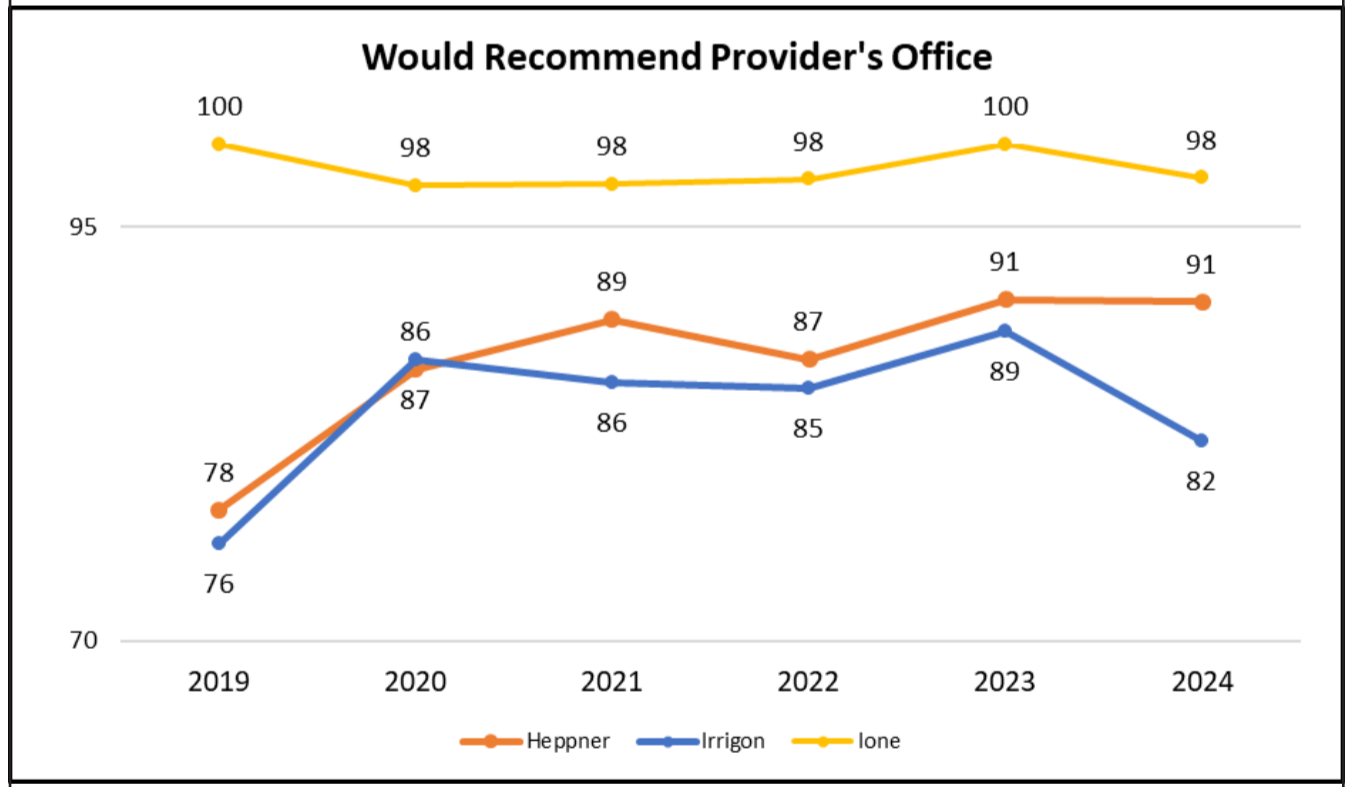
FTE Based on Time Available to See Clinic Patients – All Clinics shows the total full-time equivalent (FTE) of provider time available to see patients across all clinics for the year as reported on the District's annual cost report - this includes medical and behavioral health providers.



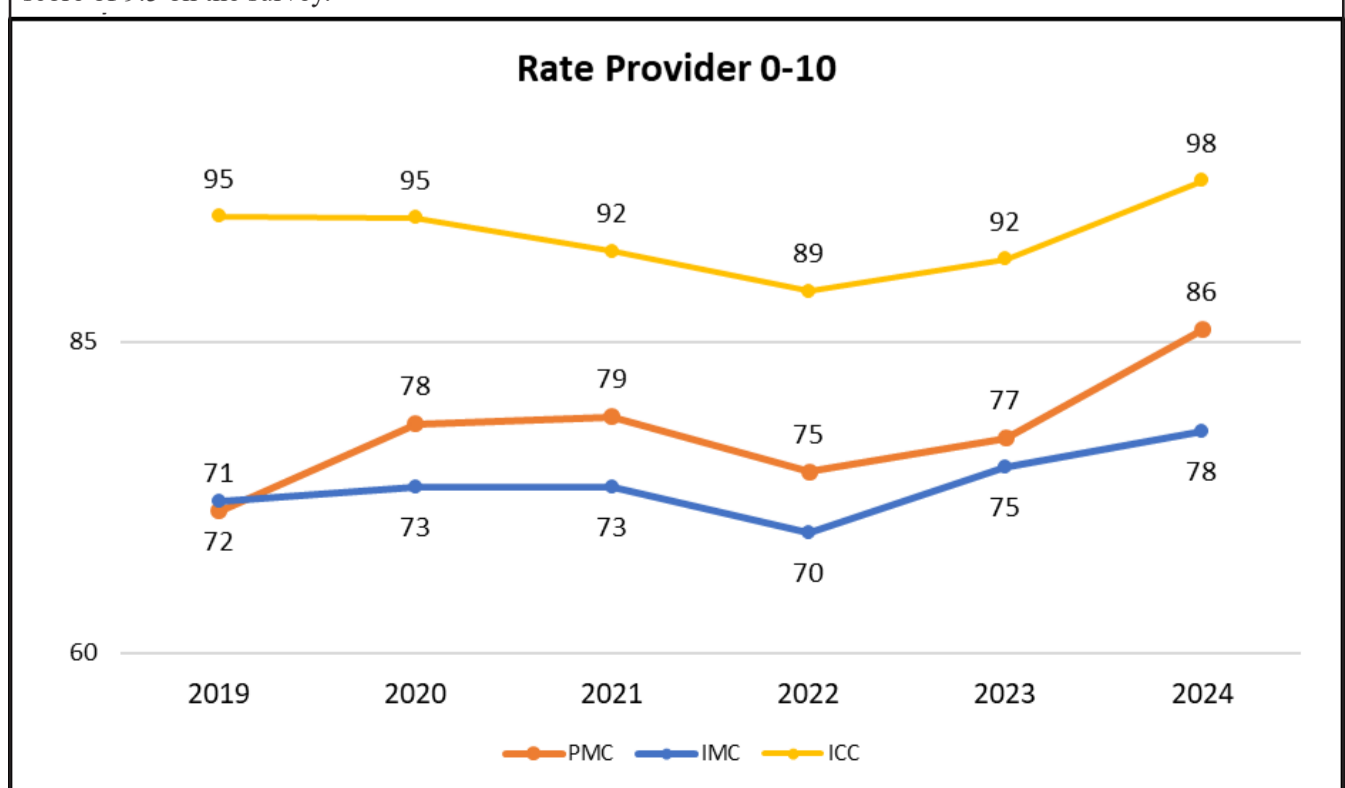
FTE Based on Time Available to See Clinic Patients – All Clinics shows the total full-time equivalent (FTE) of provider time available to see patients across all clinics for the year as reported on the District's annual cost report - this breaks out medical and behavioral health providers separately.



This data is collected from the NRC-administered patient satisfaction survey. The scores shown are for the question, "Would you recommend this provider's office to your family and friends?"



This data is collected from the NRC-administered patient satisfaction survey. The scores shown are for the question, "Using any number from 0 to 10, where 0 is the worst provider possible and 10 is the best provider possible, what number would you use to rate this provider?" A score of 95 is essentially equivalent to an average score of 9.5 on the survey.



This is a paid advertisement