

# Kid Scoop


THE AWARD-WINNING PRINT & ONLINE FAMILY FEATURE



© 2021 by Vicki Whiting, Editor Jeff Schinkel, Graphics Vol. 37, No. 29

**Kid Scoop Together:**

## How to Draw a Camel



## Rudyard Kipling's Just So Stories

### Bedtime Stories Became Classic Literature

Rudyard Kipling made up bedtime stories for his children. He wrote them down in 1902 and called them **Just So Stories**. Using a lot of imagination, these tales were fun ways to explain things like how the elephant got his trunk, the leopard his spots and the camel his hump.

Paste the missing word balloons where they belong in the story.

You can live on your hump!

Grrrrrr!

But how can I with this hump on my back?

Camel! You have given extra work to the other animals.

Come plow!

HEY! W-w-what's happening to my back???

Come out and trot!

Come fetch and carry things!

### How the Camel Got Its Hump

When the world was new and the animals were just beginning to work for Man, Camel lived out in the middle of the desert because he didn't want to work. Whenever anybody spoke to him, Camel just said...

**HUMPH!**


Other animals asked Camel to help with their work ...



After three days, the Man spoke to Horse, Dog and Ox.

That Humph-thing in the desert won't work, so you must work double-time to make up for it!


This made the three animals very angry, so they asked a Djinn (also called a genie) to help make Camel do some work, too.



The Djinn warned Camel to stop saying "HUMPH." But Camel said it again and again. So the Djinn cast a spell on Camel.



You have missed three days of work. Now you'll work without stopping or eating for three days!



And since then, Camel always wears a lolloping hump (we call it a hump now to not hurt his feelings). But he never caught up with the three days of work he missed at the beginning of the world. And he has never learned how to behave!

**P-TOOOEY!**

### Extra! Extra! Persons, Places and Things

Look through the newspaper and find five of each of the kinds of nouns:

- Persons
- Places
- Things

Cut them out and glue them to a piece of paper by category.

**Standards Link:** Reading Comprehension: Identify and categorize nouns.

**Why are they called Just So Stories?** Put these sentences in order to discover the answer.

telling the first three chapters as \_\_\_\_\_ words, exactly in the words she \_\_\_\_\_

was used to -- or she would complain. \_\_\_\_\_ bedtime stories to his daughter, Josephine. These had \_\_\_\_\_

Rudyard Kipling began working on the book by \_\_\_\_\_ to be told "just so" -- in other \_\_\_\_\_

### Kid Scoop Puzzler

Rudyard Kipling wrote 12 Just So Stories. Do the math to complete the titles.

How the _____ Got His Throat $9+9+9+2$	The Beginning of the _____ $9+9$
How the _____ Got His Hump $8+7$	How the First _____ was Written $9+9+3$
How the _____ Got His Skin $8+8+8$	How the _____ was Made $3+3+3+5$
How the _____ Got His Spots $12-4$	The _____ That Played with the Sea $22-5$
The Elephant's _____ $6+3+3$	The _____ That Walked by Himself $32-9$
The Sing-Song of Old Man _____ $4+9$	The _____ That Stamped $16-5$

18 = ARMADILLOS	24 = RHINOCEROS	14 = ALPHABET
15 = CAMEL	12 = CHILD	29 = WHALE
17 = CRAB	23 = CAT	8 = LEOPARD
11 = BUTTERFLY	21 = LETTER	13 = KANGAROO

**Standards Link:** Reading Comprehension: Flow simple written directions.

### Double Double Word Search

Find the words in the puzzle. How many of them can you find on this page?

I	T	P	L	O	W	G	H	I	G
C	B	D	R	G	D	J	I	N	N
H	E	E	T	O	R	T	I	H	I
A	H	S	D	D	U	L	S	O	P
P	A	E	J	T	P	D	C	R	O
T	V	R	U	I	I	S	A	S	L
E	E	T	K	T	S	M	M	E	L
R	O	D	R	A	P	O	E	L	O
S	T	E	B	A	H	P	L	A	L

**Standards Link:** Letter sequencing. Recognize identical words. Skim and scan reading. Recall spelling patterns.

**KID SCOOP'S MISSION**

**Children are born curious.** From their earliest days, sensory exploration brings delight and wonder. New discoveries expand their minds. When they unlock the joy of reading, their world widens further. **Magic happens.**

**Kid Scoop** opens the doors of discovery for elementary school children by providing interactive, engaging and relevant age-appropriate materials designed to awaken the magic of reading at school, at home, and throughout their lives.

For more information about our literacy non-profit, visit [kidscoopnews.org](http://kidscoopnews.org)

**Kid Scoop VOCABULARY BUILDERS**

**This week's word: LOLLOPING**

The verb **lolloping** means to move in an awkward way.

The clumsy puppy came **lolloping** towards Billy.

Try to use the word **lolloping** in a sentence today when talking with your friends and family members.

### FROM THE Kid Scoop LESSON LIBRARY

**Just for Phun!**

When a P and an H are together in a word, they are pronounced with the F-sound (alphabet, dolphin, nephew and phone). Can you find 5 or more words in today's newspaper that are spelled with PH? The PH can be in the beginning, middle, or end of the word.

**Standards Link:** Language Arts: Identify digraphs.

**How do camels blend in so well with their surroundings?**

**ANSWER:** Camel-flage!

### Write On!

**Favorite Author**

Who is your favorite author? Write down three significant or surprising facts about that person.