

# Kid Scoop .com



© 2021 by Vicki Whiting, Editor Jeff Schinkel, Graphics Vol. 37, No. 17

## Kid Scoop Together:


### Out of Line

Bella Bunny drew some different lines. She made a picture out of the first one. Work with a family member to see what you can make out of the other lines.



### Doodling with the Alphabet

Bebe Bunny loves to start with a letter of the alphabet and see what kind of drawing she can make from it. Here's what she made using the letter B.



This is how Bebe transformed the letter F.







Give it a try! Create pictures using these letters. Remember that you can turn the letters sideways or upside down.



### Eggs-actly Alike

Barb Bunny used markers to create colorful Easter eggs. Can you make an exact duplicate of each egg?




Extra! Extra!

### Springtime Search

Find these things in the newspaper:

- a number greater than a million
- a face with glasses
- something to play with
- a happy word
- a symbol of spring

Standards Link: Research: Use the newspaper to locate information.



**BORING BOUQUET:** This flower is a little blah. Use crayons to add a big bunch of beautiful blooms to this bouquet!

## DRAWING AND DOODLING WITH THE BUNNY BUDDIES



Grab your crayons and let's have some drawing fun!

### Phone Doodles

Bart Bunny likes to doodle when he's talking on the phone. See if you can find:

- 3 pizza slices
- 2 rockets
- 5 carrots
- 4 bunnies
- a baseball
- 2 birds


Did Bart doodle more stars or more flowers?



How many eggs can you find on this page?




### Half & Half

Can you draw the other half of Bixby Bunny?



### Kid Scoop Puzzler

**THE ART OF PATTERNS:** Draw the art supply that should come next in each row to continue the pattern.



### Double Double Word Search

- TRANSFORM
- ALPHABET
- CRAYONS
- DOODLE
- TURN
- HALF
- BUNNY
- REWRITE
- FUN
- DRAW
- TRY
- PHONE
- FACE
- BLOOMS
- PLAY

Find the words in the puzzle. How many of them can you find on this page?

F	M	C	N	E	L	D	O	O	D
P	A	R	R	K	W	N	T	E	W
B	P	C	O	A	U	R	U	N	A
L	L	H	E	F	Y	D	R	O	R
O	A	Z	A	N	S	O	N	H	D
O	Y	B	N	L	V	N	N	P	I
M	K	U	O	J	F	T	A	S	G
S	B	E	T	I	R	W	E	R	I
W	V	A	L	P	H	A	B	E	T

Standards Link: Letter sequencing. Recognize identical words. Skim and scan reading. Recall spelling patterns.

### KID SCOOP'S MISSION

**Children are born curious.**

From their earliest days, sensory exploration brings delight and wonder. New discoveries expand their minds. When they unlock the joy of reading, their world widens further. **Magic happens.**

**Kid Scoop** opens the doors of discovery for elementary school children by providing interactive, engaging and relevant age-appropriate materials designed to awaken the magic of reading at school, at home, and throughout their lives.

For more information about our literacy non-profit, visit [kidscoopnews.org](http://kidscoopnews.org)

### Kid Scoop VOCABULARY BUILDERS

This week's word: **TRANSFORM**

The verb **transform** means to change the form, shape or look of something.

Stacy was able to **transform** a cardboard box into a cool rocket ship with construction paper, markers and tape.

Try to use the word **transform** in a sentence today when talking with your friends and family members.

### FROM THE LESSON LIBRARY

#### Which Am I?

Play this game with a buddy. Player one picks a story or picture in the newspaper. Player two asks "yes" or "no" questions until correctly identifying the story or picture.

Standards Link: Language Arts: Understand the main idea or message.



### Write On!

#### Chocolate Question

Which part of a chocolate bunny do you eat first? Why?