

Ask a friend to come up with nouns (person, place or thing), verbs (action words like swim and walk) and adjectives (describing words, such as hairy or silly). Use them to fill in the blanks in this story. Read it aloud to share some big laughs!

# DÍA DE LOS MUERTOS (DAY OF THE DEAD)


**Día de los Muertos**, or *Day of the Dead*, is a holiday celebrated throughout Latin America. While it is called the Day of the Dead, the holiday actually lasts three days, October 31st, November 1st and 2nd.

“welcome” the souls of the dead, who are thought to return briefly during these days to visit with their living loved ones.

Families celebrate by creating **altars** with *ofrendas*, or offerings to the dead. An *ofrenda* is a gathering of things that a deceased loved one enjoyed in life: favorite food and drink, clothing, photographs and other objects.

Even though this holiday is about death, it is not sad. The festival is full of life, happiness, color, food, family and fun. Its purpose is to

Look at each altar on this page. List five things you can learn about each person from the ofrenda honoring him or her.



1. \_\_\_\_\_
2. \_\_\_\_\_
3. \_\_\_\_\_
4. \_\_\_\_\_
5. \_\_\_\_\_

1. \_\_\_\_\_
2. \_\_\_\_\_
3. \_\_\_\_\_
4. \_\_\_\_\_
5. \_\_\_\_\_

### Calaveras de Azúcar

Skulls (*calaveras*) made of sugar (*azúcar*) are a popular holiday treat. While some may think skulls are scary, the Día de los Muertos skulls are bright and colorful! The idea is to laugh in the face of death.

Find the two sugar skulls that are the same.



How many silly things can you spot in this picture?

How many skulls can you find on this page?

How many words can you make using the letters in:

**HAPPY HALLOWEEN!**

1 - 3: Groggy Ghost  
4 - 10: Smart Spirit  
11 or more: Cool Ghoul!

- |          |           |           |
|----------|-----------|-----------|
| 1. _____ | 6. _____  | 11. _____ |
| 2. _____ | 7. _____  | 12. _____ |
| 3. _____ | 8. _____  | 13. _____ |
| 4. _____ | 9. _____  | 14. _____ |
| 5. _____ | 10. _____ | 15. _____ |

Standards Links: Spelling: Spell grade-level appropriate words correctly.

### Extra! Extra! Your Town Ofrenda

Look through the newspaper or your newspaper's website for pictures and words that would make people think about your town. Using the things you find, create a poster about your town.

Standards Links: Visual Arts: Know how symbols are used to communicate meaning.

### Kid Scoop Puzzler

#### Tiptoe Through the Tombstones

Using only odd-numbered tombstones and moving vertically or horizontally (no diagonal moves!), reach the finish line.

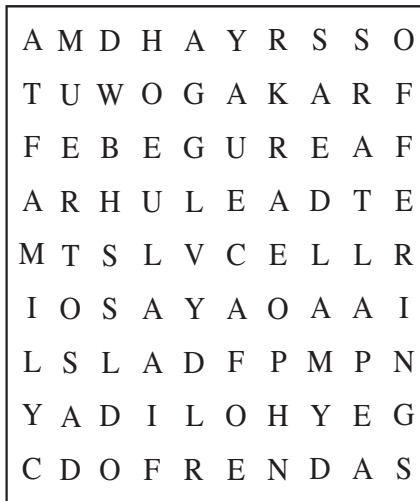


Standards Links: Reading Comprehension: Follow simple written directions.

### Double Double Word Search

- CALAVERAS
- OFFERINGS
- OFRENDAS
- WELCOME
- HOLIDAY
- MUERTOS
- ALTARS
- SKULLS
- FAMILY
- LAUGH
- SUGAR
- FACE
- DEAD
- DAY
- SAD

Find the words in the puzzle. How many of them can you find on this page?



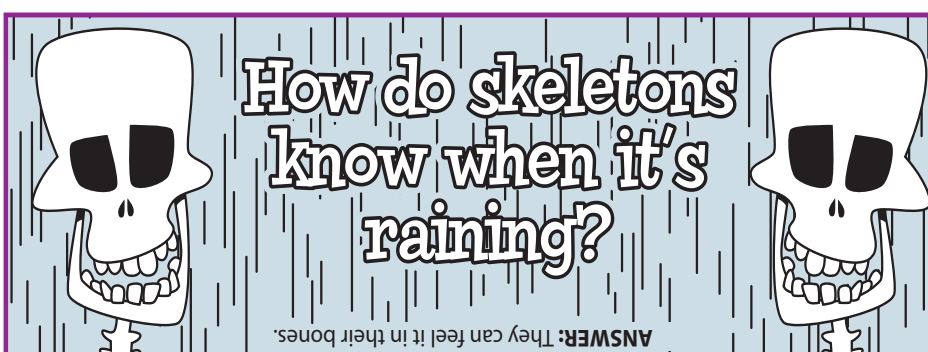
Standards Link: Letter sequencing. Recognized identical words. Skim and scan reading. Recall spelling patterns.

### FROM THE Kid Scoop LESSON LIBRARY

#### Opposite Fish

Find ten pairs of opposites— words that mean the opposite of each other. For example, the words “close” and “open.” Glue each word onto a 3 x 5 card that you’ll use to play the card game “Opposite Fish.”

Standards Links: Word Analysis: Understand and use antonyms.



### Write On!

#### Halloween Humor

Share with a friend your favorite Halloween jokes and riddles.

Thank you to our Newspaper in Education sponsors, do you want to be a Newspaper in Education sponsor? Contact us today! 541-942-3325

