

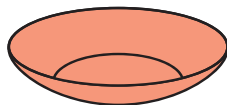
HOLIDAY SCIENCE

Christmas Crystals

Put on your lab coat and some Christmas music, work with an adult helper and make a crystal tree grow!

STUFF YOU'LL NEED:

a shallow dish



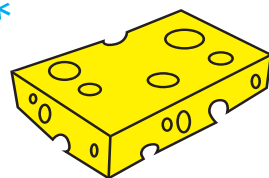
6 tbsp laundry bluing



6 tbsp salt



6 tbsp water



sponge



1 tbsp ammonia

INSTRUCTIONS

- In the shallow dish, mix together the water, salt, bluing liquid and ammonia. Stir until the salt dissolves.
- Cut a sponge into the shape of a Christmas tree and set in the shallow dish.
- Depending on the temperature and humidity, crystals should grow (crystallization) over the next 10 to 12 hours—the dryer the air the better. You can top up the solution to keep your tree growing.

Standards Link: Science Investigation: Conduct simple experiments.

Glittering Snow Globe

A science project that also makes a great holiday gift!


STUFF YOU'LL NEED:



a jar with a tight lid



plastic figure or decoration small enough to fit in jar



distilled water



drop of glycerin



clear epoxy glue



glitter



- Glue your ornament or figure to the inside surface of your lid. Allow it to dry.
- Fill the jar to the top with distilled water. Add glitter and a drop of glycerin. The glycerin will keep the glitter from falling too quickly.
- Screw on the lid. Be careful not to dislodge your ornament.
- Turn it over and watch it snow!

How many snowflakes can you find on this page?

Extra! Extra!

Holiday Scavenger Hunt

Look through the newspaper to find something:

- sweet
- made from crystals
- about trees
- about Santa
- about winter weather

Standards Link: Research: use the newspaper to locate information.



starts to evaporate—ammonia helps this happen

combination of the salt and the bluing. Bluing

quickly. The crystals that are left behind are a

The sponge draws the solution up in just the same

particles help the salt form crystals.

way as a plant takes up water. The solution then

Kid Scoop Puzzler

Mrs. Claus is decorating her Christmas tree. She knows just where she wants each ornament to go. Do the math and then draw a line from each ornament to its place.

Ornament numbers: 11, 13, 8, 9, 7, 12

Tree math problems: 18 - 5, 13 - 6, 20 - 9, 17 - 8, 15 - 3, 20 - 12

Standards Link: Number Sense: Calculate differences.

Double Double Word Search

GLITTERING
CRYSTALS
DISSOLVE
GLYCERIN
GROWING
SPONGE
SCREW
SWEET
WATCH
SNOW
DISH
GLUE
TREE
JAR
MIX

Find the words by looking up, down, backwards, forwards, sideways and diagonally.

C G L Y C E R I N H
G H H R T G I S T S
N C M A L N J S L I
I T G U B O R A O D
W A E X S P T W R I
O W D I S S O L V E
R O N M Y S W E E T
G N I R E T T I L G
G S C R E W T R E E

Standards Link: Letter sequencing. Recognized identical words. Skim and scan reading. Recall spelling patterns.

Reindeer Fitness

Comet Kicks

Kick your legs up as high as you can! (Make sure you have plenty of space!)

Blitzen Bend

Stand with your feet slightly apart. Raise your arms over your head and then slowly bend backward as far as you can.

Dancer Twist

Play one of your favorite songs and do the twist!

Dasher Dash

Run in place for one to two minutes.

Standards Link: Physical Education: Use a variety of basic and advanced movement forms.

Kid Scoop VOCABULARY BUILDERS

This week's word: **DISSOLVE**

The verb **dissolve** means to become absorbed in a liquid.

The sugar **dissolved** in the hot cup of coffee.

Try to use the word **dissolve** in a sentence today when talking with your friends and family.

FROM THE LESSON LIBRARY

News Talk

Look through the newspaper for different ways to start sentences. Find examples of startling statements, quotations, prepositional phrases, questions and more.

Standards Link: Reading Comprehension: Use reading skills and strategies to interpret informational text.

Which reindeer have trunks?

ANSWER: The ones going on vacation.

Write On!

Winter Poems

How does winter feel? Smell? Sound? Taste? Look? Use these thoughts to write a poem about winter.



Ann M. White CFP®

Thank you to our Newspaper in Education sponsors

Want to be a Newspaper in Education sponsor? Contact us today! 541-942-3325