


# THANKSGIVING CRAFTS

## Grateful Pinecone Turkey

STUFF YOU'LL NEED:



1. Cut construction paper into strips about 11 inches long. These will be tail feathers.
2. Fold each strip in half and write something you're grateful for on each "feather."
3. Put a dab of glue on the end of each feather and insert in pinecone.
4. Cut a turkey head shape out of paper. Glue on eyes and a beak.
5. Place the turkey in a place of honor on your Thanksgiving table!



## What are you thankful for at school?

Write three things you appreciate about school on this pumpkin.



## The Thankful Pumpkin

STUFF YOU'LL NEED:



Pass a pumpkin around before your Thanksgiving dinner. Have each person write some things they are thankful for on the pumpkin. Keep writing things until the surface of the pumpkin is mostly covered. Then use the pumpkin as a centerpiece on the table.

How many leaf shapes do you see below?



How many leaves can you find on this page?

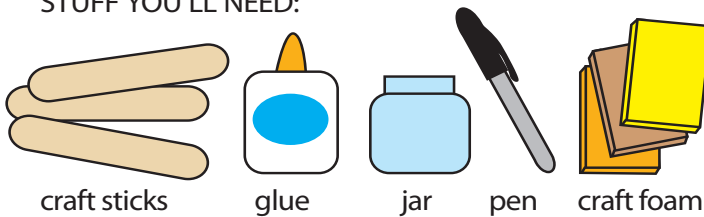
## Extra! Extra! Holiday Helpers

Look through the newspaper with a family member. Try to find five or more examples of people or organizations that help those in need during the holiday season.

**Standards Link:** Research: Use the newspaper to locate information.

## Leaves of Love

STUFF YOU'LL NEED:



1. Cut leaf shapes out of red, brown, yellow and orange craft foam.
2. Write each guest's name on a craft stick.
3. Glue a leaf to each craft stick and place them in the jar.
4. During dinner, have each person pull one stick and say why they are grateful for that person.



## Kid Scoop Puzzler

Practice saying **THANK YOU** in seven different languages! Match each **Thank You** below to the country from which it comes. Stuck? Ask a family member for help.

- Tak** (takg)
- Gracias** (gra-see-us)
- Merci** (mehr-see)
- Kiitos** (kee-toas)
- Danke** (dahn-kah)
- Arigato** (ahree-gah-tow)
- Dziękuję** (dsyne-koo-yeh)

- FRANCE**
- DENMARK**
- JAPAN**
- POLAND**
- FINLAND**
- MEXICO**
- GERMANY**

**Standards Link:** Reading Comprehension: Follow simple written directions.

## Kid Scoop Word Search

- PINECONES
- THANKFUL
- PUMPKIN
- GOOGLY
- TURKEY
- LEAVES
- SHAPES
- BROWN
- PAPER
- FACE
- TUCK
- FELT
- DOOR
- WIDE
- RED


Find the words by looking up, down, backwards, forwards, sideways and diagonally.



**Standards Link:** Letter sequencing. Recognized identical words. Skim and scan reading. Recall spelling patterns.

## After Dinner Bingo

After dinner, take a stroll around your neighborhood with friends or family members. On this walk, each of you take one of the cards below and cross out items as you see them. First one to black out the card wins!



**Standards Links:** Investigation: Record information about the living world.

## Kid Scoo-doku

Complete the grid by using all the letters in the word **TURKEY** in each vertical and horizontal row. Each letter should only be used once in each row. Some spaces have been filled in for you.



## FROM THE Kid Scoop LESSON LIBRARY

### Thankful Letter to the Editor

Who in the community are you thankful for? Perhaps a teacher? A coach? A first responder? Write a letter to the editor of this newspaper telling the community why you are thankful for someone.

**Standards Link:** Research: Use the newspaper to locate information.



## What do snowmen eat for Thanksgiving dinner?

ANSWER: Cold-slaw.

## Write On!

### Thanksgiving Poem

Write a poem about Thanksgiving.

Find everything you need this season without leaving town

shoppelocal.biz



Cottage Grove Sentinel

shoppe Keep it local.