

VOLUNTEERS




FF L. Kalstad
COTTAGE GROVE SENTINEL
 116 N. 6TH STREET
 541-942-3325



FF C. Cooper
BRAD'S CG CHEVROLET, INC.
 2775 ROW RIVER RD
 541-942-4415




FF P. Slaubaugh
NATIONAL FIRE FIGHTER CORP.
 1574 W. 6TH ST, EUGENE
 541-485-3566




FF/EMT J. Williams
COTTAGE GROVE SENTINEL
 116 N. 6TH STREET
 541-942-3325




 ©2017

PLAN 2 WAYS OUT OF EVERY ROOM


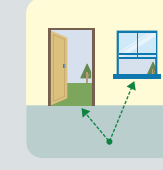
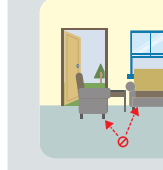






Every Second Counts: Plan 2 Ways Out!™

Fire Prevention Week | Oct. 8-14, 2017

How fast does fire move? Very fast. You could have less than 2 minutes to get out safely once the smoke alarm sounds.

7 steps to practicing your escape plan

-  Draw a map of your home. Include all doors and windows.
-  Find two ways out of every room.
-  Make sure doors and windows are not blocked.
-  Choose an outside meeting place in front of your home.
-  Push the test button to sound the smoke alarm.
-  Practice your drill with everyone in the home.
-  Get outside to your meeting place.

For more information about escape planning, visit: www.usfa.fema.gov and www.firepreventionweek.org.

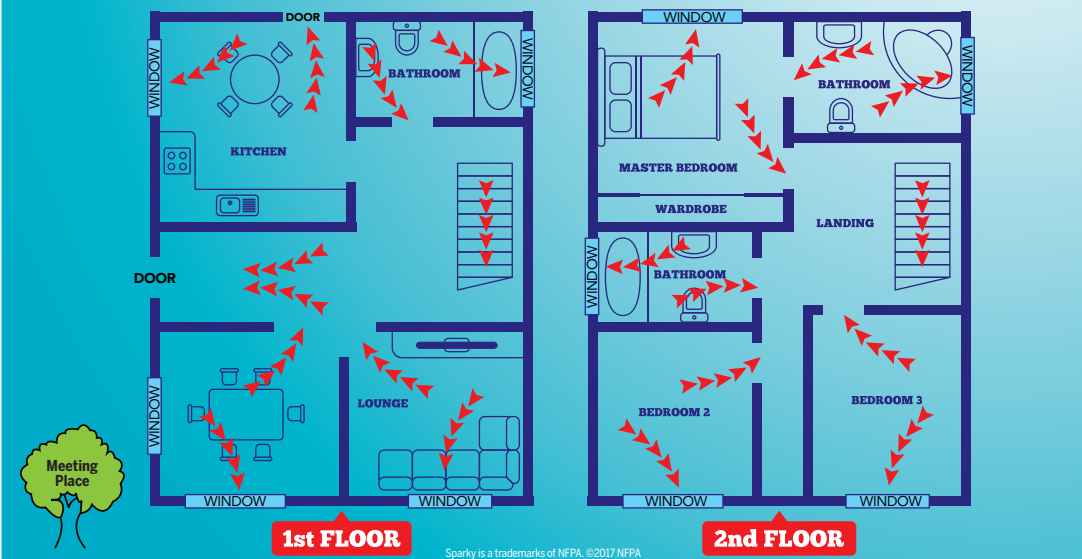
[Click here to add image.](#)

How to make a Home Fire Escape Plan




 The Official Sponsor of Fire Prevention Week Since 1922


- Draw a map of your home. Show all doors and windows.
- Visit each room. Find two ways out.
- All windows and doors should open easily. You should be able to use them to get outside.
- Make sure your home has smoke alarms. Push the test button to make sure each alarm is working.
- Pick a meeting place outside. It should be in front of your home. Everyone will meet at the meeting place.
- Make sure your house or building number can be seen from the street.
- Talk about your plan with everyone in your home.
- Learn the emergency phone number for your fire department.
- Practice your home fire drill!
- Make your own home fire escape plan using the grid provided on the right.




How to make a Home Fire Escape Plan



Memorize your fire department's emergency phone number and write it below:

 The Official Sponsor of Fire Prevention Week Since 1922

- Draw a floor plan or a map of your home. Show all **doors** and **windows**.
- Mark **two ways out** of each room.
- Mark all of the **smoke alarms** with (SA). Smoke alarms should be in each sleeping room, outside each sleeping area, and on every level of the home.
- Pick a family **meeting place** outside where everyone can meet.
- Remember, **practice** your plan at least **twice a year!**



Grown-ups: Children don't always wake up when the smoke alarm sounds. Know what your child will do before a fire occurs. Get more information on smoke alarms and escape planning at www.nfpa.org/factsheets.

Sparky is a trademark of NFPA. ©2017 NFPA