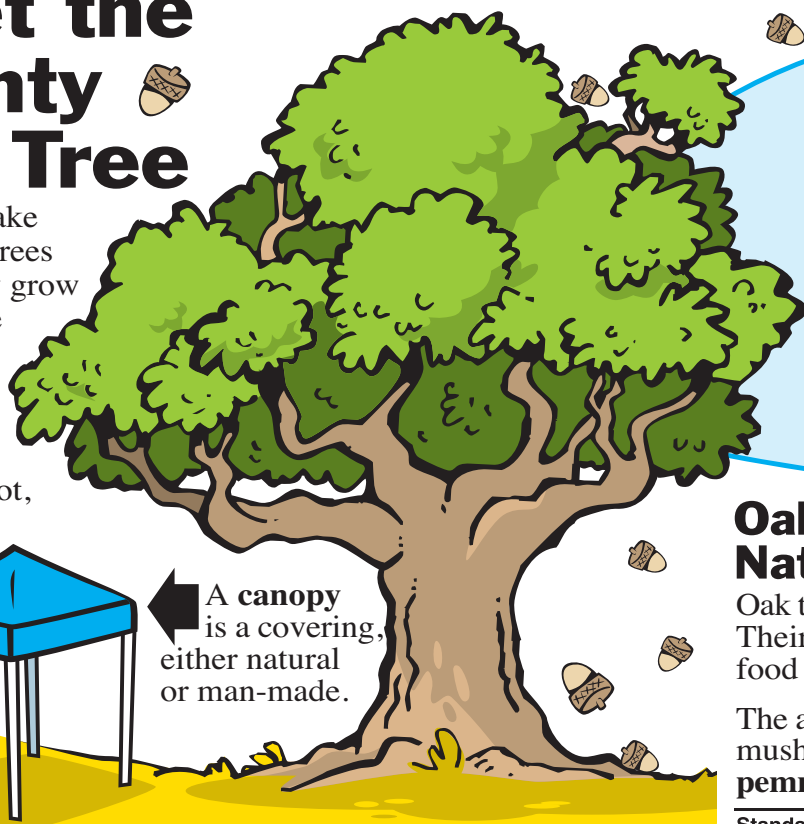



### Meet the Mighty Oak Tree

Oak trees make good shade trees because they grow tall and wide enough to create a big canopy that you can sit under on a hot, sunny day.



A canopy is a covering, either natural or man-made.

In winter, many kinds of oak trees, being deciduous, lose their leaves. During that time when sunlight is especially precious for warmth, the oak tree's leafless branches let the sun shine through.



### Oak Trees and Native Americans


Oak trees provided more than shade for the first Americans. Their fruit, known as acorns, were an essential source of food for Native Americans from coast to coast.

The acorns were ground into a meal that was used to make mush or pounded with meat, fat and berries to make pemmican, a paste that dries into chewy, nutritious strips.


Standards Link: History: Students understand the daily life and values of Native American cultures.

### Oak Tree Exercises

Pretend you are a mighty oak tree and give these exercises a try.




Curl up into a tight ball like an acorn. Then slowly start to stand up, stre-e-etching your arms as far as you can, like branches on a growing oak tree.



Whoa! You're now in a big wind storm. Lean as far as you can to one side, then the other.



Now it's fall. Shake, shake, shake those dead leaves off!



Use a stack of books in each hand to pretend some kids built a tree fort in your branches. How long can you hold the books up?

Standards Link: Physical Education: Use a variety of basic and advanced movement forms.

Standards Link: Science: Students know that living things in an ecosystem are independent for survival.


### Don't Eat That Acorn!

Don't pick an acorn and try to eat it right off the tree. It is full of chemicals called tannins that taste terrible and could make you sick. Before acorns can be used to make food, the meal must be carefully prepared.

How many acorns can you find on this page?

### Acorn Gathering Game


With a friend, take turns drawing a horizontal or vertical line between two dots. Completing a square is worth 1 point. If there's an acorn in the box, that's worth 5 points.



### Making Acorns Safe for Eating

Read the steps that Native Americans followed to remove tannins from acorns. Then number the pictures in the correct order.

1. Shell the acorns by splitting the outer shell and removing the light-colored inner nut.
2. Grind the shelled acorns into a fine meal.
3. Scoop the pounded meal into a basket.
4. Rinse the acorn meal with hot water to wash away the tannins. The meal must be rinsed at least ten times, or more if cold water is used.
5. Add water to the leached meal and stir with a hot rock lodged into a looped stick.
6. Add berries, seeds or dried meat for flavor.
7. Eat!



### Extra! Extra! Compound Collectors

For five minutes, look through the newspaper or your newspaper's website for compound words. Then have a friend try. Who found the most compound words?

Standards Link: Vocabulary Development: Identify and read compound words.

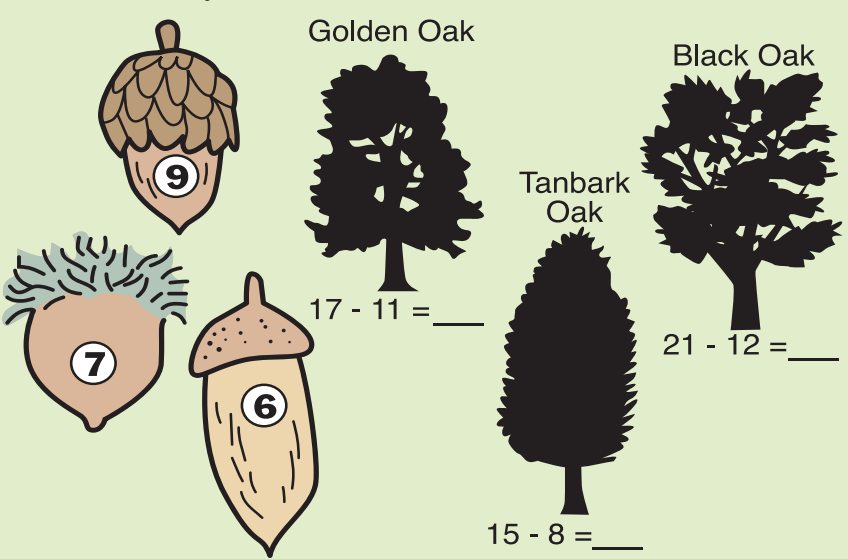
### In a Nutshell

Nutshell is a compound word. Draw a line from each acorn cap to a nut to form compound words.

Standards Link: Vocabulary Development: Identify and read compound words.

### Kid Scoop Puzzler

Match each acorn to the kind of oak tree it comes from. Do the math to check your answers.



Standards Link: Number Sense: Calculate sums and differences.

### Double Double Word Search

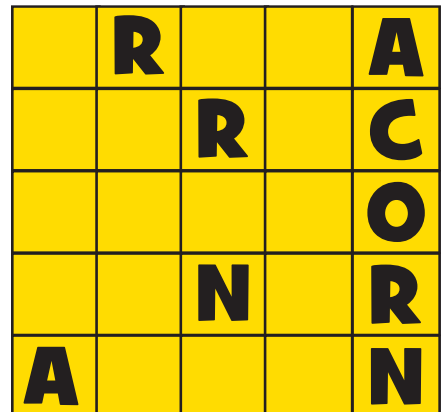
Find the words in the puzzle, then in this week's Kid Scoop stories and activities.

G	S	H	E	L	L	R	O	W	P
T	P	U	E	D	A	H	S	O	S
H	E	T	O	A	K	C	U	C	Y
G	M	H	S	U	M	N	O	E	P
I	M	E	A	L	D	A	V	R	O
L	I	L	A	E	S	I	A	N	N
N	C	D	D	T	T	N	C	I	A
U	A	D	P	A	S	T	E	E	C
S	N	I	N	N	A	T	E	R	D

Standards Link: Letter sequencing. Recognized identical words. Skim and scan reading. Recall spelling patterns.

### Kid Scoop-doku

Complete the grid by using all the letters in the word ACORN in each vertical and horizontal row. Each letter should only be used once in each row. Some spaces have been filled in for you.




### FROM THE LESSON LIBRARY

#### Fall in My Town

Look through the newspaper for pictures and words that show you it is fall in your town. Cut these out and make a "Fall in My Town" poster. **Bonus Challenge:** Put the words you find in ABC order.

Standards Link: Visual Arts: Know how symbols are used to communicate meaning.



### What do trees wear to pool parties?

ANSWER: Swim trunks.

### Write On!

#### The Old Oak Tree

One day I was climbing an old oak tree and ...

Finish this story.

Coffee with the Editor  
Every Tuesday 12 pm

@ Backstage Bakery

Come chat about the community!

