

Here are some limericks written by Kid Scoop readers. Use the words in the Word List to make each limerick rhyme.

There once was a clever young lad  
But sometimes he gets really \_\_\_\_\_  
He found a big clover  
It flipped him right \_\_\_\_\_  
In the end he was very glad.  
— by Sam G.

Hey, it's free pizza day \_\_\_\_\_  
All the towns people cheered, "Horray"  
But the fools didn't \_\_\_\_\_  
'Cause they went with the flow  
That I was going to yell April Fools Day!  
— by John D.

I was sitting in my comfy \_\_\_\_\_  
Eating like a big grizzly bear  
I just couldn't \_\_\_\_\_  
I thought I would pop!  
Now I'm fat, but I really don't \_\_\_\_\_!  
— by Cece D.

I love playing in the bright \_\_\_\_\_  
Oh my it is so much good fun  
To play in a \_\_\_\_\_  
But always stay \_\_\_\_\_  
It is so sad when the day is done.  
— by Audra P.

**CARE POOL OVER KNOW CHAIR**      **SAD SUN COOL TODAY STOP**

Standards Link: Vocabulary: Identify words that rhyme.

## Kid Scoop-doku™

Complete the grid by using all the letters in the word RHYME in each vertical and horizontal row. Each letter should only be used once in each row. Some spaces have been filled in for you.

R				M
H				R
Y	E		R	
M	H	R		
E	R			Y

## Kid Scoop VOCABULARY BUILDERS

**This week's word: NONSENSE**  
The noun **nonsense** means words or actions that have no meaning, are silly or that don't make sense.

A limerick is a silly poem that sometimes is **nonsense**.


Try to use the word **nonsense** in a sentence today when talking with your friends and family.

## Gelett Burgess: The Nonsense Expert

Born January 30, 1866, Gelett Burgess is remembered as a nonsense expert. In fact, he may be one of your favorite authors, even though you have probably never heard of him.

He invented such great words as "blurb" and "goop."

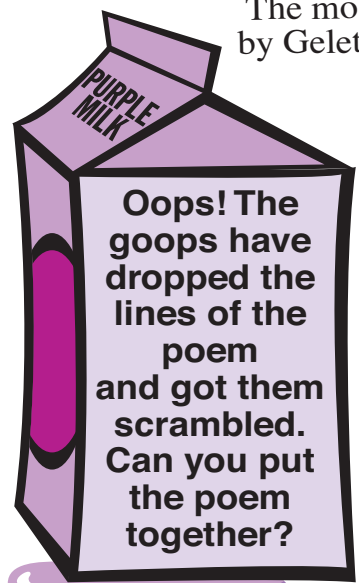
Goop comes from the many tales he told of the boneless, ill-mannered and sort-of-human characters he named "goops."



The goops, they lick their fingers;  
The goops, they lick their knives.  
They spill their broth on the table cloth.  
Oh, they lead disgusting lives.

## The Purple Cow

The most quoted poem of the 1890s was a little ditty by Gelett Burgess called "The Purple Cow."



**A** But I can tell you anyhow,

**B** I'd rather see than be one.

**C** I never hope to see one.

**D** I never saw a purple cow

ANSWER: The correct order is D, C, A, B.  
Standards Link: Reading Comprehension: Follow simple written directions.

## Goopy Manners

Gelett Burgess wrote a series of goop books to teach children manners.

One book of goop tales has verses about 52 children, two for each letter of the alphabet. Each child's name describes a fault.

Draw a line from each goop name to that child's fault.

Asleepnogo	would not share things
Teeza	had dirty hands
Nevashair	didn't want to go to bed
Inkafinga	picked on others

Standards Link: Reading Comprehension: Follow simple directions.

What faults are described by these names?

Askalotte \_\_\_\_\_  
Xcitabelle \_\_\_\_\_  
Badinskool \_\_\_\_\_  
Fibius \_\_\_\_\_


Standards Link: Vocabulary: Understand word meaning from context clues.

Make up names for children with these faults:

\_\_\_\_\_ She would not brush her teeth.  
\_\_\_\_\_ He liked to sing too loud.  
\_\_\_\_\_ He pinched his baby sister.  
\_\_\_\_\_ She ate with her fingers.


Standards Link: Vocabulary: Create words from context clues.

## How to Draw a Purple Cow




STEP 1

Draw big, simple shapes for your cow's body with a pencil. Draw very lightly. A cow's body is a rectangle. Cows have short legs and a long tail. Draw ovals for the head and feet.



STEP 2

Still drawing with a pencil, start adding details like eyes, hooves, udders, and horns. Remember to draw lightly with the pencil because you'll be erasing the pencil lines.



STEP 3

Draw over the pencil lines in ink. Make sure the ink is dry, then erase all the pencil lines. Color your cow and add spots, stripes, or wild & wacky patterns.

Well, this is udder nonsense!

## Extra! Extra!


### Nonsense Dot-to-Dot

Select one page of the newspaper and find all of the letters that spell the word NONSENSE. Circle each letter. Draw a line from the 'N' to the 'O' and so forth until you have connected all the letters. What kind of picture can you make from the design created by these dots and lines?

Standards Link: Reading Comprehension: Follow multiple-step directions.

## Kid Scoop Puzzler

Only two of these kooky cows are identical. How fast can you find them? Better get moo-oo-ving!



Standards Link: Visual discrimination: Recognize objects that match.

## Double Double Word Search

NONSENSE  
PURPLE  
EXPERT  
GOOPS  
BLURB  
ALPHABET  
POEM  
VERSES  
BROTH  
NEVER  
WORDS  
COW  
LOUD  
TEETH  
LICK

Find the words in the puzzle. Then look for each word in this week's Kid Scoop stories and activities.

G	M	E	R	E	V	E	N	L	E
T	T	E	G	B	E	U	R	E	T
S	D	R	O	W	R	E	S	L	E
G	B	P	O	P	S	N	E	P	B
T	R	E	P	X	E	S	W	R	A
E	O	D	S	S	S	O	U	H	
E	T	U	N	S	C	L	W	P	P
T	H	O	O	R	B	K	C	I	L
H	N	L	D	X	N	N	A	M	A

Standards Link: Letter sequencing. Recognized identical words. Skim and scan reading. Recall spelling patterns.

## FROM THE Kid Scoop LESSON LIBRARY

### Opposite Ads

Find an ad in the newspaper. Rewrite the ad so that it says just the opposite of the original.

Standards Link: Writing: Write brief descriptive narratives.



What word if pronounced right is wrong but if pronounced wrong is right?

ANSWER: Wrong.

## Write On!

### Why read?

Why is it important to know how to read? Tell other students the reason reading is important and entertaining.

shoppe™ Keep it local. Find local businesses. shoppelocal.biz

Cottage Grove Sentinel + shoppe™ Keep it local. www.shoppelocal.biz