

# Mardi Gras!

## What is Mardi Gras?

Mardi Gras is French for “Fat Tuesday.” The “fat” in the name comes from the ancient custom of parading a fat ox through Paris on this day. The ox was to remind the people that they were not allowed to eat meat during the time of **fasting** known as Lent. Lent runs from Ash Wednesday through Easter Sunday.

**KID SCOOP DICTIONARY**  
**fast** *v.* To eat little or no food for religious or medical reasons.  
**fastback** *n.* : an automobile

Since “Mardi” means “Tuesday,” you can tell the holiday is always celebrated on that day of the week. The date can fall between February 3 and March 9 depending on the lunar calendar, used by the Catholic Church to determine the date of Easter. Mardi Gras is always 47 days before Easter Sunday.

French people who came to the United States brought the custom of Mardi Gras with them.

**Standards Link:** History: Students understand cultural contributions from various regions and how they helped to form a national heritage.



Help the jester find his way to the Mardi Gras doubloons.



## Mardi Gras Customs

Mardi Gras parades happen throughout the world. Some of the most famous celebration centers are: New Orleans and Lafayette in Louisiana, Biloxi in Mississippi, Rio de Janeiro in Brazil, Nice in France and Viareggio in Italy.

Do the math to discover where these Mardi Gras customs take place.

17 People dance in the streets.

25 People celebrate with parades and masked balls. Trinkets, especially beads and doubloons, are tossed to the crowds from parade floats.

28 Paraders wear giant masks that make them look like walking heads with tiny bodies.

29 During Mardi Gras, people dress in costumes and put on an ancient play.

31 - 6 = New Orleans

7 + 8 + 5 + 9 = Southern Italy

4 + 3 + 5 + 5 = Rio de Janeiro

37 - 9 = Nice, France

**Standards Link:** History: Understand cultural contributions from various regions.

## The Colors of Mardi Gras

Mardi Gras in the United States has three official colors. To find out what each of these three colors means, cross out the letters M-A-R-D-I G-R-A-S in each of the lines below. Write the remaining letters in order to learn what each color symbolizes.


**Purple:** M J A R U D S I G T R A I S C E

**Green:** M A F R D A I G I R A T S H

**Gold:** M P A R O D I W G R A E S R

**Standards Link:** Reading Comprehension: Follow simple multiple-step written directions.

## Find the identical Mardi Gras masks.



**Standards Link:** Visual Arts: Understand and apply media, techniques and processes related to visual arts.

## Extra! Extra! Photo Fun

Clip a photograph from the newspaper and glue it to a piece of paper. Next to the photo write five adjectives that describe the photo. Next to each word, write its antonym. Use the adjectives and the antonyms to write a paragraph about Mardi Gras.

**Standards Link:** Vocabulary Development: Understand and use adjectives and antonyms.

## Kid Scoop Puzzler

In England, the Tuesday before Lent is called Shrove Tuesday. Because it is a tradition there to eat pancakes on Shrove Tuesday, it is also called Pancake Day.

Read the clues below and see if you can complete the words that all contain the letters **P-A-N**.

**PAN** \_\_\_\_\_

A large black and white mammal that lives in China.

**PAN** \_\_\_\_\_

A sudden, sharp pain.

**PAN** \_\_\_\_\_

To breath in quick, short breaths.

**PAN** \_\_\_\_\_

A sudden terror that often causes wild behavior.

**Standards Link:** Vocabulary Development: Understand grade-level appropriate vocabulary.

## Double Double Word Search

MARDI GRAS

TUESDAY

TRINKETS

COSTUMES

DOUBLOONS

SHROVE

ANTONYM

PARADE

FRANCE

ITALY

MASK

BILOXI


PLAY

Find the words in the puzzle. Then look for each word in this week's Kid Scoop stories and activities.

D	I	T	A	L	Y	K	S	A	M
O	X	T	R	K	E	M	H	F	Y
U	I	U	Y	I	M	W	R	X	N
B	X	E	E	A	N	A	O	C	O
L	O	S	R	D	N	K	V	D	T
O	L	D	X	C	A	F	E	G	N
O	I	A	E	B	Y	R	R	T	A
N	B	Y	A	L	P	A	A	G	S
S	E	M	U	T	S	O	C	P	R

**Standards Link:** Letter sequencing. Recognized identical words. Skim and scan reading. Recall spelling patterns.




## Kid Scoop Together: Make a Mask



**Stuff you'll need:**

- paper plate
- construction paper
- glitter
- markers
- feathers, beads, buttons or other decorations
- wooden dowel or plastic drinking straw
- scissors
- glue

1. Cut a paper plate in half and make holes for your eyes.
2. Decorate it with glitter, markers, feathers, etc.
3. Make a handle by taping a wooden dowel or straw to the back of your mask.



**Standards Link:** Visual Arts: Understand and apply media, techniques and processes related to visual arts.

## FROM THE Kid Scoop LESSON LIBRARY

### Mardi Gras Party

Imagine you have \$500 to throw a Mardi Gras party. Look through the newspaper and “shop” for food, decorations, games and other supplies. Can you spend exactly \$500?

**Standards Link:** Math/Number Sense: Solve problems using money; add and subtract using money amounts.



**Why did the jester stare at the frozen orange juice all morning?**

**ANSWER:** Because the label said CONCENTRATE.

## Write On!

### Safety Poem

Write a poem that includes three safety rules.