

Who Bought What?
Charlotte, Olivia, Jayden and Vihaan each brought \$2.00 to their school's spring carnival for snacks. Each of them bought one snack. Count their change to see who bought which snack.

Making Change: All It Takes is Counting!

This is a dollar.



And this is a dollar, too.



Maria has \$1 to buy some **Super Putty**, which costs **66¢**. How much change will she get?



To figure this out, first count from 66 to 70. Because you are counting by 1s, circle a penny for each number.




Now that you are at 70, counting by 1s to 100 would mean there are a lot of pennies for change. You can do that, but most people like to get their change with a small number of coins.

Hey, that makes cents! Oh, Abe!



Providing the rest of the change in dimes would mean counting by 10s. With the 4 pennies you are at 70, so with the next dime, you would be at 80 then 90 then 100. Circle the 3 dimes to show the change you counted to get to \$1.00.



Charlotte's change:



Charlotte bought:

Olivia's change:



Olivia bought:

Jayden's change:



Jayden bought:

Vihaan's change:



Vihaan bought:

Change-Making Challenge

The example on this page shows how to give Maria her change of 34 cents with 7 coins - 4 pennies and 3 dimes. How could you give her change with only 6 coins? Circle the coins in green.

Now try it on your own!

Next Maria is going to buy a pencil that costs 58¢. She has a \$1.00 bill. How much change will she get? Circle the coins that show the change she will get in red.




A Note to Parents

Work with your child on this activity. Try it with different money amounts. Use real coins. Learning to count change takes a lot of practice!

Change Patterns

Draw the coin that should come next to continue the pattern in each row.




Extra! Extra! Write It Out

Find three prices in the newspaper that are written as numerals, for example: \$2.99. Rewrite the price with words so that \$2.99 becomes two dollars and ninety-nine cents.

Standards Link: Research: Use the newspaper to locate information.

Kid Scoop Puzzler

Find the two identical bills.




Standards Link: Research: Find the similarities and differences in common objects.

Double Double Word Search

COUNTING
PENNIES
CHANGE
COINS
PRICE
DOLLARS
BUY
BILL
NUMBER
CENTS
COSTS
DIMES
NEXT
SHOW

Find the words in the puzzle. Then look for each word in this week's Kid Scoop stories and activities.



Standards Link: Letter sequencing. Recognized identical words. Skim and scan reading. Recall spelling patterns.

Kid Scoop VOCABULARY BUILDERS

This week's word: **PRACTICE**

The verb **practice** means to work at something often to learn it well.

My mom sets aside an hour each day to **practice** playing the piano.

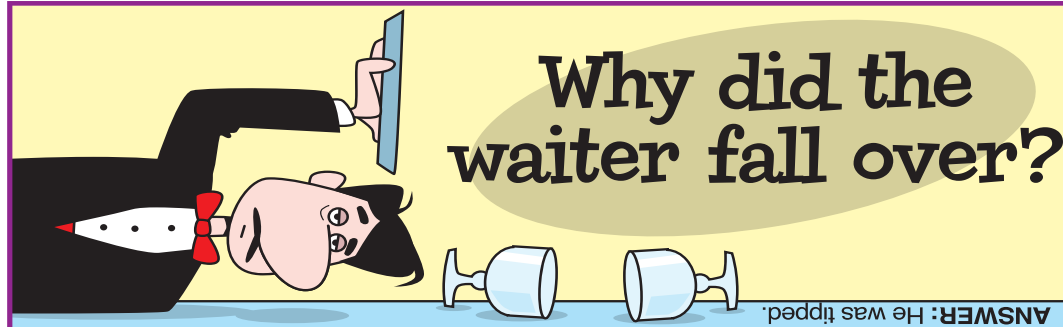
Try to use the word **practice** in a sentence today when talking with your friends and family members.

FROM THE Kid Scoop LESSON LIBRARY

Making Change

Find the price for something for sale in the newspaper that costs less than \$10. Pretend you were going to buy this for \$10. Figure out what change you would receive.

Standards Link: Math: Calculate sums and differences using money amounts.



Write On! Found Money

What would you do if you found \$10 on the playground? What would you hope someone else might do if they found \$10 that you had lost?



We're each made to grow. How – and how far – is up to us. At Umpqua, we're inspired by the potential within all of us to help bring it to life.

Stop by your local Umpqua Bank for a visit.
625 E Gibbs Avenue
Cottage Grove, OR 97424

umpquabank.com
1-866-4UMPQUA (1-866-486-7782)



UMPQUA
B · A · N · K