

# Christmas Bird Count

*A feather in your cap and a really fun family outing!*

Every year for over a century, people around the country count birds.

It's called the **Christmas Bird Count**. Counting birds every year at the same time and in the same location gives scientists important information about birds and the environment.

In 2007, Tom Rusert of Sonoma Birding had the idea to include kids in this important "citizen science" effort.

He launched the first Audubon Christmas Bird Count (CBC) for Kids. It was so successful that now organizations around the country are starting their own CBC for Kids programs, following Rusert's model.

*It's a fun, healthy holiday celebration for schools and youth groups!*

To learn more about how you could start or join a CBC for Kids, visit: [www.audubon.org](http://www.audubon.org) or [www.sonomabirding.com](http://www.sonomabirding.com)

### Why It Matters

The information helps scientists protect birds and their habitat—and helps identify environmental problems. For example, changes in bird populations can tell about a threat to the environment, such as groundwater poisoning from improper use of pesticides.

### Extra! Extra!

#### The Eyes Have It


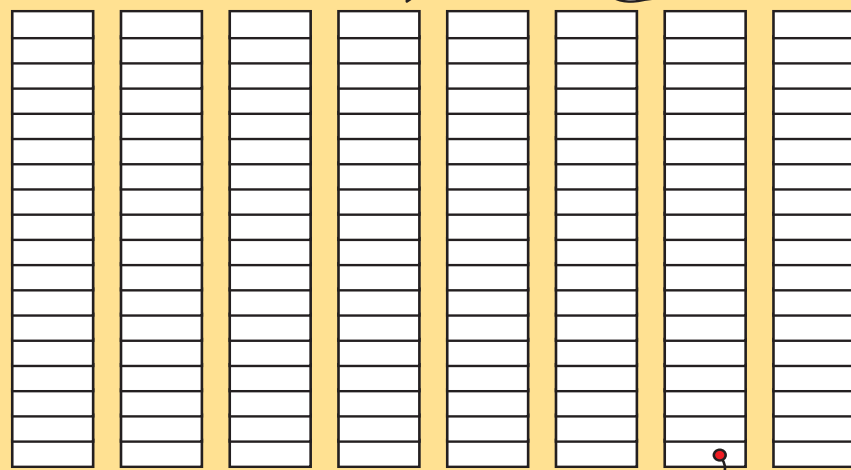
Look through today's newspaper and count the number of eyes you can find in photos, comics, etc. Have a parent try. Who found the most?

**Standards Link:** Research: Use the newspaper to locate information.

### Graph It!

Observation is an important scientific skill. Look carefully to count each type of bird and complete this graph by coloring in a bar for each one you count on this page.

**Standards Link:** Research: Use the newspaper to locate information.



### Look Again!



How many of these can you find?

- STARS
- ORNAMENTS
- SNOWFLAKES
- CANDY CANES
- HOLLY LEAVES

Now make a graph of your results.


### After Dinner Bingo

Take a stroll around your neighborhood with friends or family members. On this walk, each of you take one of the cards below and cross out items as you see them. First one to black out the card wins!



**Standards Links:** Investigation: Record information about the living world.

### Kid Scoop Puzzler



### Double Double Word Search

- PROTECT
- COUNT
- LEARN
- CENTURY
- HOLLY
- SKILL
- BIRDS
- STARS
- SCIENCE
- MODEL
- CAP
- CANDY
- GRAPH
- TYPE
- LOOK

Find the words in the puzzle. Then look for each word in this week's Kid Scoop stories and activities.

L P J K M N R A E L  
 B I R D S O P G M S  
 Y U Q O R T D A X C  
 R G T B T Y Y E C I  
 U R N L L E S P L E  
 T A U L N S C Y E N  
 N P O I S R A T S C  
 E H C K C A N D Y E  
 C W V S B K O O L W

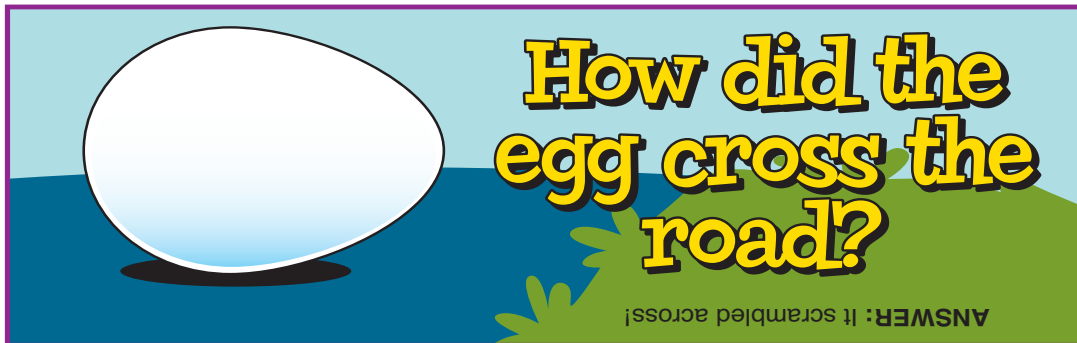
**Standards Link:** Letter sequencing. Recognized identical words. Skim and scan reading. Recall spelling patterns.

### FROM THE Kid Scoop LESSON LIBRARY

#### Memory Challenge

Look through the newspaper for a picture and then study it for one minute. After one minute, cover the image and write down or share with a partner every detail you can remember.

**Standards Link:** Students observe common objects using the five senses.



### Write On! Bird Report

#### Bird Report

Write a paragraph about a bird you like. Explain why you chose this bird. Include three facts in your report.