




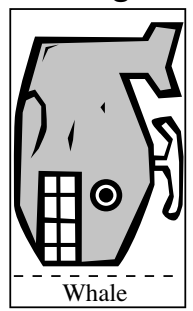


Totem Poles

Carvings



Totem Pole Puzzle

The Pacific Northwest coastal region of North America has many tall, straight trees. First Nations peoples carved trees, especially the red cedar, to create monuments that document a family history or events, legends and identity. These carved trees are called totem poles. The creatures carved in a sequence on the poles and the colors they are painted, each have meaning in a story, legend or myth.

Standards Link: Social Science: Students understand the customs of the First Nations Peoples.

Take a Totem Pole Apart

Look at the totem pole on the right.

Three of the six animals on the pole are mammals, or animals with fur.

What fraction describes the part of the totem pole that is carved with mammals?



What fraction describes the number of animals with beaks on the totem pole?

Build a Totem Pole

Cut out the totem pole carvings along the solid lines and fold along the dotted line to hide the name. Arrange them on the blank totem pole to show the following different totem poles:

- 1/3 animals with beaks and 4/6 animals that swim
- 2/6 animals with fur and 2/6 animals that swim and 1/3 animals that fly
- 1/2 animals with fur and 1/3 animals that swim and 1/6 animals that fly

Now use the carvings to make your own totem pole. Make up a story about the animals on your totem pole.



Nass River Wolf Legend

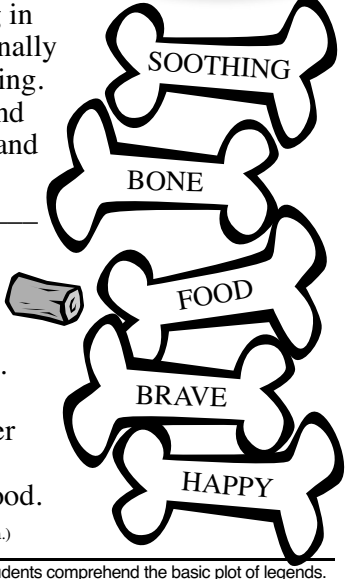
Long ago, the people of a village on the Nass River had no _____. All day long they heard a wolf crying in the woods. One _____ man finally went to see why the wolf was crying. He found the wolf in great pain and he offered _____ words and help. The wolf opened his mouth. Inside, the kind man found a _____ stuck in the wolf's throat. He removed it and the wolf ran off.

Later, the man heard the wolf cry again. Once again he went to him. The _____ wolf greeted the man with joy and led him to a deer carcass. This happened every day and soon the village had lots of food.

(Adapted from Totem Poles, Bellerophon Press, Santa Barbara.)

Standards Link: Language Arts/ Literary Analysis: Students comprehend the basic plot of legends.


Find the missing words.



Double Double Word Search

- CARVINGS
- TOTEM
- POLE
- WOLF
- MOUTH
- MAMMALS
- STORY
- HUMANS
- BEAKS
- FROG
- FISH
- EAGLE
- FRACTION
- CREATE
- RAVEN

Find the words in the puzzle. How many of them can you find on this page?



Standards Link: Letter sequencing. Recognize identical words. Skim and scan reading. Recall spelling patterns.

Fraction Action

Next to each shape, write in the fraction of the shaded area.

Can you find the log that's different on today's page?

Extra! Extra!

Use the News for Art

Use newspaper classified ads to create a beautiful totem pole picture. Cut out a column of ads. Color each ad a different color with markers or water colors. Use a black felt tip pen to draw a creature on each of the "blocks" of color. Glue this on a piece of black construction paper.

Standards Link: Visual Art: Students use a variety of media to represent concepts.

FROM THE LESSON LIBRARY

Totem News

Create a totem pole that represents a news story or an event in your community. To do this, cut out and glue pictures from the newspaper onto a strip of construction paper. Write down why you selected each picture.

Standards Link: Writing Applications: Write narratives that relate ideas or observations.

Who invented fractions?

ANSWER: Henry the 1/8th.

Write On!

Kids Care

Tell about a time you helped another person. It could be something you did as an individual or as part of a group.

SPONSORED BY

