

Kid Scoop

THE AWARD-WINNING PRINT & ONLINE FAMILY FEATURE
 Find Kid Scoop on Facebook
 © 2017 by Vicki Whiting, Editor Jeff Schinkel, Graphics Vol. 33, No. 50

Kid Scoop FIT & FUN

THANKSGIVING CRAFTS

What are you thankful for at school?
 Write three things you appreciate about school on this pumpkin.




After Dinner Bingo
 After dinner, take a stroll around your neighborhood with friends or family members. On this walk, each of you take one of the cards below and cross out items as you see them. First one to black out the card wins!



Grateful Pinecone Turkey

- STUFF YOU'LL NEED:
- pinecone
 - construction paper
 - googly eyes
 - pen
 - glue




- Cut construction paper into strips about 11 inches long. These will be tail feathers.
- Fold each strip in half and write something you're grateful for on each "feather."
- Put a dab of glue on the end of each feather and insert in pinecone.
- Cut a turkey head shape out of paper. Glue on eyes and a beak.
- Place the turkey in a place of honor on your Thanksgiving table!


The Thankful Pumpkin

- STUFF YOU'LL NEED:
- pumpkin
 - permanent markers

Pass a pumpkin around before your Thanksgiving dinner. Have each person write some things they are thankful for on the pumpkin. Keep writing things until the surface of the pumpkin is mostly covered. Then use the pumpkin as a centerpiece on the table.



How many leaves can you find on this page?



Standards Links: Investigation: Record information about the living world.

Extra! Extra!
Holiday Helpers
 Look through the newspaper with a family member. Try to find five or more examples of people or organizations that help those in need during the holiday season.
 Standards Link: Research: Use the newspaper to locate information.

Leaves of Love

- STUFF YOU'LL NEED:
- craft sticks
 - glue
 - jar
 - pen
 - craft foam

- Cut leaf shapes out of red, brown, yellow and orange craft foam.
- Write each guest's name on a craft stick.
- Glue a leaf to each craft stick and place them in the jar.
- During dinner, have each person pull one stick and say why they are grateful for that person.



Kid Scoop Puzzler

Practice saying **THANK YOU** in seven different languages! Match each **Thank You** below to the country from which it comes. Stuck? Ask a family member for help.

- Tak** (takg)
 - Gracias** (gra-see-us)
 - Merci** (mehr-see)
 - Kiitos** (kee-toas)
 - Danke** (dahn-kah)
 - Arigato** (ahree-gah-tow)
 - Dziekuje** (dsyne-koo-yeh)
- FRANCE DENMARK JAPAN POLAND FINLAND MEXICO GERMANY**

Standards Link: Reading Comprehension: Follow simple written directions.

Kid Scoop Word Search

Find the words by looking up, down, backwards, forwards, sideways and diagonally.

PINECONES
 THANKFUL
 PUMPKIN
 GOOGLY
 TURKEY
 LEAVES
 SHAPES
 BROWN
 PAPER
 FACE
 TUCK
 FELT
 DOOR
 WIDE
 RED

T	H	A	N	Y	K	S	T	A	L
W	I	D	E	L	L	N	H	K	I
D	D	S	O	G	W	F	A	C	E
L	S	E	N	O	C	E	N	I	P
E	C	O	R	O	R	L	K	O	A
A	P	B	R	G	E	T	F	A	P
V	D	N	I	K	P	M	U	P	E
E	T	U	R	K	E	Y	L	C	R
S	H	A	P	E	S	E	R	S	K

Standards Link: Letter sequencing. Recognized identical words. Skim and scan reading. Recall spelling patterns.

Kid Scoop-doku

Complete the grid by using all the letters in the word **TURKEY** in each vertical and horizontal row. Each letter should only be used once in each row. Some spaces have been filled in for you.

	R			T	
			T	R	
R			T		
		T	R		
	T		R		
T	U	R	K	E	Y

FROM THE Kid Scoop LESSON LIBRARY

Thankful Letter to the Editor
 Who in the community are you thankful for? Perhaps a teacher? A coach? A first responder? Write a letter to the editor of this newspaper telling the community why you are thankful for someone.
 Standards Link: Research: Use the newspaper to locate information.

What do snowmen eat for Thanksgiving dinner?
 ANSWER: Cold-slaw.

Write On!

Thanksgiving Poem
 Write a poem about Thanksgiving.

SPONSORED BY

