

~ Student lessons for the classroom ~  
Ichishkiin ~ Warm Springs

UNIT: CLOTHING	BY: Sahaptin Language Team
LEVEL: Beginning	FOR 2nd Grade
LESSON: Match Words & Pictures	TIME: 15 minutes at a time

**GOAL:**  
For students to review some of the words for clothing, and practice their reading skills.

**OBJECTIVES:** The student will be able to:  
1. Read single words for clothing, for partial control.  
2. Match words and pictures of the items, for partial control.

**PROCEDURES:**  
1. **Introduction:**  
Give the students one matching handout.  
2. **Implementation:**  
Help them to sound out the first word, and look at the picture that has a line to it. Help the students to sound out the next word and draw a line to the correct picture. Let the students work on their own to finish the handout.

Áuna 'witkni awiwanitsha.	Let's read, starting from the beginning.
Ii au, áuna awiwanitsha 'witkni.	OK, let's read from the beginning.
Ii au.	OK.
Au imaminínki inaq'íti.	Now you finish up by yourselves.

3. **Closure:**  
Repeat this lesson from time to time, using different handouts.  
4. **Follow-Up:**  
Write a word for an item of clothing on the board and have the class read it and point to it somewhere in the classroom.

**Íchishkin Wiwanícht Iwá Ku Twátimat Shapalalp'átyau**  
(Draw a line from each word to the correct picture)

Q'pq'plí 


Kapú 


Stkn 


Tilatalí 

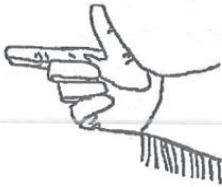
Sámk'ukt 


**Íchishkin Wiwanícht Iwá Ku Twátimat Shapalalp'átyau**  
(Draw a line from each word to the correct picture)

Mitichnipamá 

Chatí'mxwsh 

Łq'um 

Waláchwich 

Taqmaál 

**RESOURCES:**  
• Matching Handouts

**EVALUATION:**  
The teacher will observe the students and keep a checklist of their accomplishments.

~ Student lessons for the classroom ~  
Nume ~ Paiute

(continued from page 8)

**Ask and Answer**  
The teacher will ask students the following questions, and they will answer.

Hano'yoo ya'a?	How many are there?
Manege'yoo.	There are five.
Hano pahe'yoo nakwe?	Where are three dresses?
Umu o'o.	They're over there.

**Numbers**  
Use the following numbers:

sumu'yoo	one
waha'yoo	two
pahe'yoo	three
watsukwe'yoo	four
manege'yoo	five
naapahe'yoo	six
natakwatsukwe'yoo	seven
namewatsukwe'yoo	eight
sumukadoo'oopu	nine
sumumano	ten

3. **Closure:**  
Pass out items of clothing to students. Go around in a circle and have students say how many they have.


4. **Follow-Up:**  
• Grab Bag Lesson

**RESOURCES:**  
• Different numbers of clothes

**EVALUATION:**  
The teachers will observe the students and keep a checklist of their accomplishments.

**WARM SPRINGS NATION**  
**SPAY - A - THON**

JUNE 2023	JULY 2023
3rd & 4th 10th & 11th 17th & 18th	1st & 2nd




**Each pet will receive a spay/neuter, vaccines, microchip & flea & tick medicine.**

**3 WAYS TO REGISTER:**

- Visit <https://firstnationsvet.com/warm-springs-nation>
- Call (503) 451-0765
- Point phone camera at QR code

**REQUIREMENTS:**  
Pets must be between 2 months and 5 years old, weigh less than 60 lbs, and live within the boundary of the Confederated Tribes of Warm Springs.

**SPONSORS:**



**ALL SERVICES ARE FREE**

Location: Agency Fire Station, Warm Springs

~ CTWS Culture & Heritage ~

