

THE CONFEDERATED TRIBES LANGUAGE LESSON

Language on Roots

Ichishkiin


- | | |
|----------|---------------|
| Latlatit | Indian celery |
| Piaxí | Bitterroot |
| Xáush | Xaush |
| Lukwsh | Lukwsh |
| Sawftk | Indian carrot |
| Waq'amu | camas |
| xnit | root |
| natft | flower |
| hahán | root-stem |
| tmnátmna | seed |
| psá | skin of root |

Paxalkwi


XNIT KU TMAANIT

Directions: Look at the pictures and read the question. Then write the answer in the blank.

- | | |
|------|---------|
| tun | what |
| chi | this |
| iwá | is, are |
| ku | and |
| ii | yes |
| cháu | no |



1. Tun chi iwá? _____
2. Tun iwá? _____
3. Tun iwá? _____
4. Tun chi iwá? _____
5. Tun iwá? _____
6. Tun iwá? _____
7. Tun chi iwá? _____



Kiksht

Gawaemdibet aqdulaba wi-bama it=lem.
In springtime we dig up food from the ground.
Draw a line from the word to its root.

Waqwat

Akalakia

Wipan

Ibiaxi

Adwak

Wachxwan

Dan yumt?

Gawaemdiyamt, isq'ipast stumt.
Towards springtime, rock celery is growing.
Gawaemdibet, knawi dan yumt.
In springtime, everything is growing.

Ibiai yumt.

Itqwa tgumt.

Itchwan tgumt.

Itdwak tgumt.

Itamwa tgumt.

What's growing?

Bitterroot is growing.

Biscuitroot is growing.

Wachwan is growing.

Indian Carrot is growing.

Camas is growing.

Numu

Tamano'o natuhona.
Spring is root digging time.



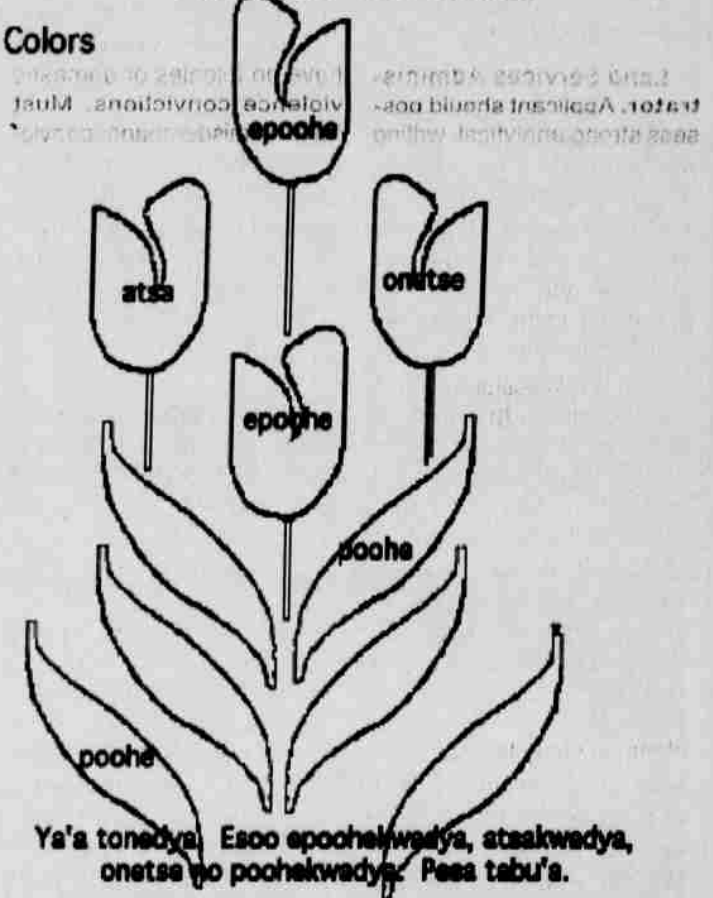
Mu oo sopedakwatoo tamano petu, mu oo na'unenu sopedakwatoo.
As you know spring is here and you know what that means.
Mu podo, yise mu mago'o mabetsabe tuwow
It is time to get your digger out and get your bag ready



Umu Kangedya, tsooga, yapa no kuka ma'soo tu nahewekwi mani
The bitter roots, desert parsley, Indian carrots, Indian potatoes, and the wild onions are ready for digging.

TONEDYA NABONNO

Colors



Ya'a tonedya. Esoo epochekwadya, ataskwadya, onitse no poohekwadya. Pasa tabu'a.

Co me and learn from our featured artists.

Learn how to make Moccasins
Taught by Maxine Sitzler
March 22, 2005 5:00-8:00 PM
Your material: Buckskin, Pattern & Pendleton material. Cutting out your moccasins.

March 24, 2005 5:00-8:00 PM
Sewing your moccasins and applying beadwork.

Learn how to make a Wasqu Sidepiece
Taught by Irene Towe
March 29, 2005 5:00-8:00 PM
Choosing your material and decoration. Cutting your material and pattern.

March 31, 2005 5:00-8:00 PM
Sewing your sidepiece and applying your decoration.

The March 8th and 10th Vest making class will be rescheduled to a later date.

For any questions Pleas call: 553-2200/2201/3575

TIME AND LOCATION OF CLASSES:

Language	Type of Class	Instructor	Day	Time	Phone	Location
Ichishkin	Language	Suzie Slockish	Mon/Tue	6-8	553-3290	Simnasho Longhouse
Ichishkin	Language	Suzie Slockish	Tue/Thu	12-1	553-3290	IHS Atrium
Ichishkin	Parent/Student	Arlita Rhoan	Tue/Thu	4-5	553-3290	Education Building
Ichishkin	Language	Dallas Winishut	Wed	8-9	553-3290	Nat.Res.
Kiksht	Youth	Deanie Johnson	Mon/Wed	3:30-5	553-3575	Lang. Trailer
Kiksht	Adult	Gladys/Deanie	Mon	5:30-7	553-3575	Lang. Trailer
Kiksht	Dance	Deanie/Val	Thursday	3:30-5	553-3575	C.Ctr.Aerobics Room
Numu	Language	Pat Miller	Tuesday	3:30-5	553-3575	Lang. Trailer

Come and learn language, history, songs, and a variety of things at the language classes. We use it all to teach language. If you need more info, call the teachers at the numbers listed above. (Please note: the dance club requires completion of a membership form.)
The Numu and Kiksht instructors offices are located in the Language trailer and can be reached at 553-3575.