

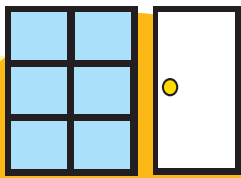


How safe is YOUR home?

FIRE PREVENTION WEEK: OCTOBER 9 – 15, 2016

Fire Safety Checklist

SCORE YOUR HOME: Team up with your family to help prevent fires and protect yourselves in the event of a fire. Complete the scorecard below with your family. Can you turn any of the NO answers into YES answers?



Windows and doors open easily. If smoke or fire blocks your exit through a door, a window may be the second way out. Test them to make sure they open easily.

YES NO



Doors and hallways are free of clutter and obstacles. Nothing should be in the way of a quick, safe exit.

YES NO



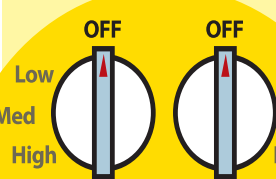
Smoke alarm works. Test your smoke alarms once a month. Smoke alarms should be on every floor, in or near all bedrooms.

YES NO

REPLACE YOUR SMOKE ALARM EVERY 10 YEARS!

Ask your parents, "How old is our smoke alarm?" Let them know it should be replaced every 10 years.

Replace the batteries every time you set your clocks backward or forward at Daylight Savings Time.



Make sure there isn't anything near the stove that could catch fire. A grown-up should be in the kitchen when the stove is on.

YES NO



You have a home fire escape plan. Practice your escape plan at least once a month.

YES NO




You have at least two ways to exit each room.

YES NO




You have a meeting place outside that is a safe distance from the home.

YES NO



Matches and lighters are stored out of the reach of children.

YES NO



Electrical outlets are not overloaded with too many plugs and extension cords.

YES NO

Extra! Extra!

Hot Words

It was a hot day. Look through the newspaper for words that could replace the word "hot" in the sentence above. Write each new sentence on a piece of paper. Put a star by the sentence if it still means the same, or nearly the same thing.

Standards Link: Research: Use the newspaper to locate information.

When everything on your checklist is a YES, complete and display this certificate in your home!

FAMILY FIRE SAFETY AWARD

WE ARE THE CHAMPIONS OF SAFETY!

This certificate is awarded to the _____ family for successfully completing **Kid Scoop's Fire Safety Checklist**. The family members listed below hereby promise to keep alert, watching for ways to make this home safe.

Kid Scoop

Keeping you safe in an emergency.

To stay safe in a burning building, a firefighter must wear special gear. A turnout coat, for example, is a special jacket designed to protect a firefighter from heat and flames.

Reflective stripes on the coat and pants help firefighters see one another in a dark, smoky building.



Smoke can be one of the biggest dangers in a fire. Firefighters wear face shields and an air mask to be able to see and breathe.

If a fire breaks out in your home, it is VERY important to STAY LOW. Crawl towards an exit as quickly as possible to avoid breathing in smoke. And if a firefighter wearing gear like in the photo above is there, don't be afraid. They're there to help!

Kid Scoop VOCABULARY BUILDERS

This week's word: **PREVENT**

The verb **prevent** means to stop something from happening.

A good way to **prevent** forest fires is to never leave a campfire unattended.

Try to use the word **prevent** in a sentence today when talking with your friends and family members.

Kid Scoop Puzzler

CRACK THE CODE!

Circle every other letter to discover this important fire safety tip.

If you are caught in a burning building, do this:

S

RSNTBARY
TLMODWF
AZNRDNGSO

Standards Link: Reading Comprehension: Follow simple written directions.

Double Double Word Search

- BATTERIES
- OBSTACLES
- SAFETY
- ESCAPE
- BLOCKS
- SECOND
- SMOKE
- ALARM
- SCORE
- QUICK
- STOVE
- FIRE
- PLAN
- EXIT
- TEST

Find the words in the puzzle. Then look for each word in this week's Kid Scoop stories and activities.

S S C O P A K R S S
E C C A L F C E D E
T R O A A I I S N L
S S R R N R U C O C
T M E R E E Q A C A
O F O T I X E P E T
V O T K R S A E S S
E A Y T E F A S F B
B L O C K S E T Y O

Standards Link: Letter sequencing. Recognized identical words. Skim and scan reading. Recall spelling patterns.

FROM THE Kid Scoop LESSON LIBRARY

Prevention Poster

To **prevent** is to stop something before it starts. Look through the newspaper for something you would like to see prevented. Make a poster with a tip for how to prevent what you would like prevented.

Standards Link: Reading Comprehension: Follow multiple step written directions.



What happened when the chef burned the hamburger?

ANSWER: The customer got steamed.

Write On!

Hot Two-Liners

Write a "couplet"—a two-line poem that rhymes. Example: *In the winter when it snows, I catch cold and blow my nose.*