




Flying Disc Golf

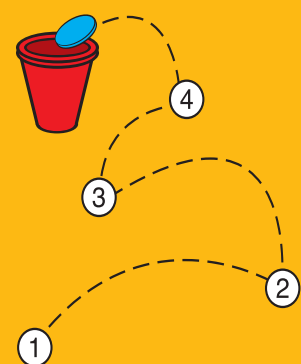
Make a course of six or eight "holes" by setting up a series of objects or sites to try and hit with a Frisbee.®



Tie a brightly colored ribbon on a tree or pole as a good place to start. An empty bucket or laundry basket also makes a good "hole."



One or more players take turns attempting to hit each target with a flying disc toy.



Players count how many throws it takes to hit the target. Wherever your Frisbee® lands, you take your next shot from that spot.

Hole	Evan	Stacy
1	4	6
2	5	2
3	2	2
4	3	4
5	6	5
6	4	2
	24	21

Add up your score. The player who completes the course in the fewest number of throws wins.

Standards Link: Physical Education: Understands and follows the rules of the game.

Kid Scoop-doku™

Complete the grid by using all the letters in the word PLATE in each vertical and horizontal row. Each letter should only be used once in each row. Some spaces have been filled in for you.

P	T		
L	P		
A		P	
T	P		A
E	L	T	P

PIE TIN TO PLASTIC TOY



How many flying discs can you find on this page?

Can you find each of these pictures in the big picture?




In 1948, Walter Frederick Morrison and Warren Franscioni created a plastic disc that could fly with better accuracy than a tin pie plate.

When Morrison sold the rights to Wham-O in 1957, the company named the disc the Frisbee® (pronounced FRIZ'-bee).

Today, the fifty-year-old Frisbee® is owned by Mattel Toy Manufacturers, only one of at least sixty manufacturers of flying discs.

Find the two identical Frisbees.®



PIE TIN TOSS

The students at Yale University loved William Frisbie's pies. They even loved his pie tins!

Tossing empty pie tins became a favorite way to pass time between classes. A firm flick of the wrist and the tin floated through the air.

But the metal pie tins hurt when they hit someone. As a safety measure, students started yelling, "Frisbie!" to alert others that they were tossing a tin to a pal.

MAYBE WE SHOULD THROW THE TIN WITHOUT THE PIE NEXT TIME!




FLYING DISC GAMES

Many games are now played with a flying disc.

Here is a list of some of them. How do you think each game is played? Look them up and find out if you guessed correctly.

- Disc Dog
- Double Disc Court
- Fricket
- Disc Golf
- Flutterguts
- Goaltimate
- Dodge Disc
- Freestyle
- Ultimate



Help this dog catch the Frisbee.®

Extra! Extra! New Combos

Look through the newspaper for two items that don't seem to go together. Think of as many ways as you can to invent something new by combining those two things. For example, what could you make with a combination of a camera and sunglasses?

Standards Link: Research: Use the newspaper to locate information.

Kid Scoop Puzzler

Flying Disc Pattern Activity

Circle the disc that will continue the pattern in each row.



Standards Link: Patterning: Understand and extend patterns.

Double Double Word Search

- FRISBEE
- PLASTIC
- MEASURE
- FRICKET
- FLOATED
- FLYING
- CAMERA
- PLATE
- DODGE
- COURT
- CATCH
- ALERT
- YALE
- SOLD
- DISC

Find the words in the puzzle, then in this week's Kid Scoop stories and activities.

S	D	E	T	A	O	L	F	C	T
M	E	A	S	U	R	E	P	A	U
E	D	E	E	N	T	L	G	M	T
G	H	T	B	R	A	P	N	E	E
D	C	I	E	S	D	E	I	R	K
O	T	L	T	O	I	D	Y	A	C
D	A	I	A	L	S	R	L	T	I
Y	C	I	L	D	C	N	F	T	R
O	S	S	P	C	O	U	R	T	F

Standards Link: Letter sequencing. Recognized identical words. Skim and scan reading. Recall spelling patterns.

FROM THE Kid Scoop LESSON LIBRARY

Silly News Story

Mix and match news stories to create silly stories. Select a who, what, when, where, why and how from different stories. Write a silly news story with these facts. For extra silliness, use quotes from other news stories.

Standards Link: Writing Applications: Write in a variety of forms and genres.



Why did the baker decide to stop selling donuts?

ANSWER: He was tired of the hole business.

Write On!

Explorer's Journal

Pretend you are exploring a country you have never visited. Where would you go? Write a journal entry.