Kid Scoop®.com
THE AWARD-WINNING PRINT & ONLINE FAMILY FEATURE
Find Kid Scoop on Facebook
© 2016 by Vicki Whiting, Editor Jeff Schinkel, Graphics
Vol. 32, No. 34

# Kid Scoop's Backyard Games

Are you looking forward to the Olympics in Rio? It's time for YOU to get in on the fun in your backyard or neighborhood park. Most of the events on this page work for two or more players. So, invite some friends to join you at The Kid Scoop Backyard Games!

## Water Balloon Shot Put

(Be sure to pick up all the little water balloon pieces after the event!)

*Stuff you need:*
- water balloons
- sidewalk chalk

Draw four squares on your patio or the sidewalk. Draw a large numeral **1** in the first box, a large **3** in the second box, a large **5** in the third box and a large **7** in the fourth square.

From a good distance away, each player throws four water balloons, trying to score the most points. If your balloon lands in the box marked **1**, you get one point, score three points for the box marked **3** and so on.

**Extra Challenge:** Before each throw, spin around three times!

**Standards Link:** Reading Comprehension: Follow multiple step directions to play a game.



Find the two identical girls. Look carefully!

## Synchronized Shadows

*Stuff you need:*
- At least 4 players
- 1 person to judge
- Boom box

Choose one person to be the judge. Divide everyone else into teams of two. One person on each team is the stander; the other is the shadow. The judge turns on the music, and each stander moves to the music, while her shadow tries to make the same movements. When the judge stops the music, everyone freezes. If the stander and the shadow are not in identical positions, they're out. The game continues until only one identical pair remains.

Can you find each object's shadow on this page?

**Standards Link:** Investigation: Find similarities in common objects.

## Newspaper Catch

*Stuff you need:*
- newspaper
- tape

Crumple one sheet of newspaper into a ball. Wrap tape around it to hold it together. Facing your partner, hold a sheet of newspaper flat between you. Try to make the ball bounce up and down on the newspaper. How high can you toss it and still catch it? How many times in a row can you catch it?

## The Discus Challenge



*Stuff you need:*
- plastic flying disc or coffee can lid
- empty box or laundry basket

Place the box or basket on one side of the yard. Each player takes a turn trying to throw the disc into it from 10 steps away. After everyone has had a turn, try throwing from 30 steps away. Score 10 points for each successful throw.

**Extra Challenge:** Have left-handers throw with their **right** hands and right-handers throw with their **left** hands.

**Platter Patterns:** Draw the disc that comes next in each row below.

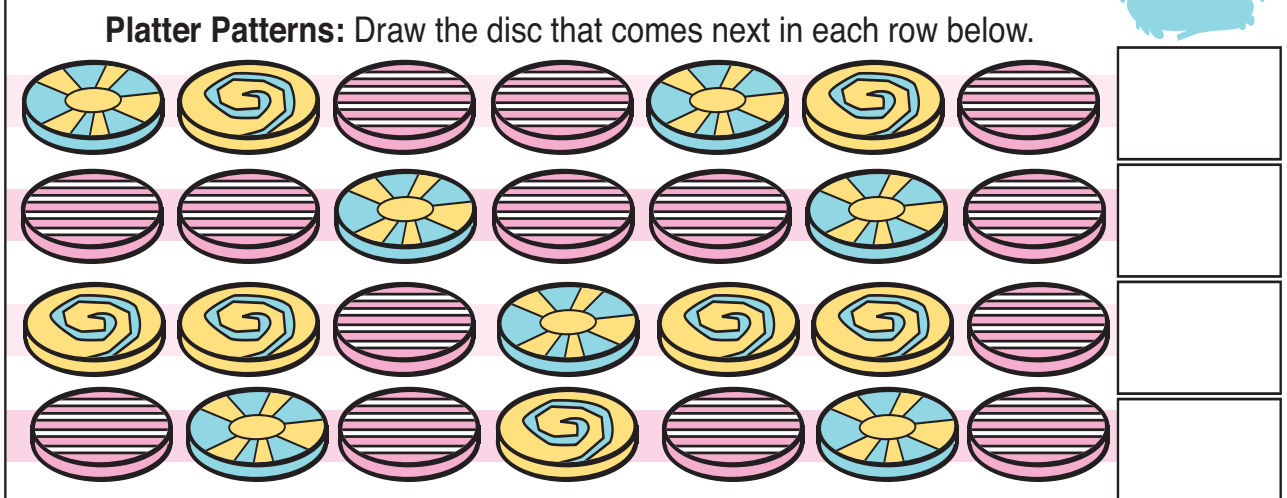

**Standards Link:** Math/Probability: Extend simple patterns.

## Extra! Extra! Reading Racers

Choose a long article in the newspaper. Read it for 60 seconds. Then have a friend read it for 60 seconds. Each of you write down the *who, what, when, where* and *why* in the article as best as you can remember. Then, read the article aloud and see who got the most right.

**Standards Link:** Reading Comprehension: Respond to who, what, when, where and why questions; identify the main idea and supporting details in expository reading.

## The No-Bike Cycling Race

Decide on a start and a finish line on a patch of grass. Then, somersault like a bike wheel as you race towards the finish line!

Somersaults can make you dizzy! Help this kid find his way to the finish line.




**Standards Link:** Physical Education: Eye hand coordination.

## Double Double Word Search

Find the words in the puzzle, then in this week's Kid Scoop stories and activities.

STEPS
BALL
SHADOWS
DISC
MUSIC
GAME
POINTS
STUFF
BACKYARD
PARK
EVENTS
WATER
THROW
MOST
BOUNCE

| | | | | | | | | | |
|---|---|---|---|---|---|---|---|---|---|
| K | D | R | E | T | A | W | A | T | P |
| S | R | U | B | S | P | E | T | S | A |
| E | A | N | A | W | V | Y | H | O | R |
| V | Y | F | L | E | M | A | G | C | K |
| E | K | F | L | I | D | C | S | I | D |
| N | C | U | P | O | I | N | T | S | M |
| T | A | T | W | N | Q | K | M | U | O |
| S | B | S | W | O | R | H | T | M | S |
| K | T | E | C | N | U | O | B | D | T |

**Standards Link:** Letter sequencing. Recognize identical words. Skim and scan reading. Recall spelling patterns.

## Kid Scoop FIT&FUN

### Hold That Pose!




Find an action photograph in the newspaper.

Attempt to imitate and hold the pose in the photograph. Try not to laugh!

Have a friend try. Who can hold the pose longest?




After you catch your breath, read the caption or article that goes with the photo.

**Standards Link:** Reading Comprehension: Follow simple written directions.

## Kid Scoop VOCABULARY BUILDERS

**This week's word:**
**SYNCHRONIZE**

The verb **synchronize** means to go or work together at the same time or same rate.

The swimmers **synchronized** their leg movements precisely.

Try to use the word **synchronize** in a sentence today when talking with your friends and family members.

## FROM THE Kid Scoop LESSON LIBRARY

### Olympic Scavenger Hunt

Look through the newspaper for three examples of people using physical energy and three examples of people using mental energy. Which is more tiring? Discuss whether or not exercise can help people focus their mental energy better.

**Standards Link:** Students identify physical and mental practices that support or enhance health and understand the interdependence of both.

## What is the quietest sport?



**ANSWER:** Bowling, because you can hear a pin drop.

## Write On!

### My Favorite Event

What is your favorite event at the Summer Olympics and why?