



AFC CHAMPION • DENVER BRONCOS

NFC CHAMPION • CAROLINA PANTHERS



OFFENSE

Total yards (avg.)
Regular season: 355.5

248.1	107.4
Passing	Rushing

Postseason: 284.0

180.0	104.0
-------	-------

First downs
Regular season: 314

85	201	28
Rushing	Passing	Penalty

Postseason: 31

21	2	8
----	---	---

DEFENSE

Yards allowed (avg.)
Regular season: 283.1

199.6	83.6
Passing	Rushing

Postseason: 366.0

301.5	64.5
-------	------

SCORING (PPG)
Regular season

22.2	Points for
18.5	Points allowed

Postseason

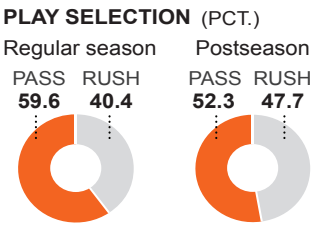
21.5	Points for
17.0	Points allowed

PLAY SELECTION (PCT.)
Regular season

PASS	RUSH
59.6	40.4

Postseason

PASS	RUSH
52.3	47.7



PLAYERS WITH SUPER BOWL EXPERIENCE

16

FIELD GOALS

Brandon McManus

YARDS	Made	Missed
1-19	10	0
20-29	10	0
30-39	10	0
40-49	10	0
50+	10	0

Regular season

Constructing a contender

Team makeup

Current 53-man roster

Drafted	21
Free agents	28

Traded 1 Waiver 3

RED ZONE

Production inside the 20-yard line, includes postseason:

OFFENSE

Touchdowns	Field goals	No score
23	21	4

DEFENSE

25	10	9
----	----	---

Battle tested

Passing yds: 2,249 (reg.) • 398 (postseason)
Touchdowns: 9 (reg.) • 2 (postseason)

WEEK	TDS	YARDS
1	1	175
2	2	256
3	3	324
4	4	213
5	5	266
6	6	290
7	BYE	
8	8	340
9	9	281
10	10	35
11	11	
12	12	
13	13	
14	14	
15	15	
16	16	69
17	17	

WC — DIV 222 CONF 176

Broncos, Panthers clash on the big stage

Can Peyton Manning write a storybook ending to his Hall of Fame-quality career? Manning isn't saying outright this is the end of his Hall of Fame-caliber career despite all the indications it will soon be over. Manning knows it was the Broncos' defense that has made the difference to this point and Denver's All-Pro linebacker, Von Miller, again keys the unit. All season, the best record in the NFL has belonged to the Panthers. And while much of the focus is on Manning, Cam Newton deserves at least equal billing. The NFL's most dynamic offensive weapon this season, threw for 35 touchdowns and ran for 10, setting an NFL record with that combination. Carolina is in its second Super Bowl, Denver in its record-tying eighth. But the Panthers are the favorites.

Levi's Stadium, Santa Clara, Calif. • Sun. • 3:30 p.m. (CBS)

Sparking the ground game


A godsend for the Broncos, Anderson came from nowhere to seize the starting job in 2014. Short but stocky and powerful, also has a nice burst. Knows how to find the end zone.

Regular season (RUSHING)

ATT	YDS	AVG	LONG	TD
152	720	4.7	48	5

Postseason

31	144	4.6	34	1
----	-----	-----	----	---



Baby you were born to run

Stewart became the true No. 1 runner this season when DeAngelo Williams departed. Rushed for 989 yards and six TDs during season, and had 59-yard sprint on Panthers' first play of postseason. Strong runner with a burst to break big plays.

Regular season (RUSHING)

CAR	YDS	AVG	LONG	TD
242	989	4.1	44	6

Postseason

38	189	5.0	59	2
----	-----	-----	----	---



PROJECTED STARTERS

BRONCOS

OFFENSE

SPECIAL TEAMS

B. Colquitt	B. McManus	J. Norwood	A. Caldwell
4 • P	8 • K	11 • PR	12 • KR

OFFENSE

V. Green	P. Manning	C.J. Anderson	O. Daniels
85 • FB	18 • QB	22 • RB	81 • TE

DEFENSE

D. Thomas	M. Schofield	L. Vasquez	M. Paradis	E. Mathis	R. Harris	E. Sanders
88 • WR	79 • RT	65 • RG	61 • C	69 • LG	68 • LT	10 • WR

DEFENSE

C. Johnson	S. Lotulelei	K. Short	J. Allen
95 • LDE	98 • LDT	99 • RDT	69 • RDE

DEFENSE

T. Davis	R. McClain	L. Kuechly	S. Thompson
58 • WLB	27 • LCB	59 • MLB	54 • SLB

DEFENSE

K. Coleman	R. Harper
20 • FS	41 • SS

WHEN BRONCOS HAVE THE BALL

The Broncos have not given Manning great protection all season, but it has been good enough in two postseason wins. Carolina will blitz to try to make Manning uncomfortable. One way to defeat that, of course, is getting RBs C.J. Anderson and Ronnie Hillman involved early. When Manning throws, the theory has been he can't get the ball deep with enough juice on it. Accurate or not, he's still tough on the shorter passes and play-action. WRs Emmanuel Sanders and Demaryius Thomas, TEs Owen Daniels, Virgil Green and Vernon Davis, plus Anderson supply plenty of targets.

PROJECTED STARTERS

PANTHERS

OFFENSE

SPECIAL TEAMS

B. Nortman	G. Gano	T. Ginn, Jr.	F. Whittaker
8 • P	9 • K	19 • PR	43 • KR

OFFENSE

M. Tolbert	C. Newton	J. Stewart	G. Olsen
35 • FB	1 • QB	28 • RB	88 • TE

DEFENSE

P. Brown	M. Remmers	T. Turner	R. Kalil	A. Norwell	M. Oher	T. Ginn, Jr.
10 • WR	74 • RT	70 • RG	67 • C	68 • LG	73 • LT	19 • WR

DEFENSE

D. Ware	D. Wolfe	S. Williams	M. Jackson	V. Miller
94 • WLB	95 • DE	92 • NT	97 • DE	58 • SLB

DEFENSE

A. Talib	B. Marshall	D. Trevathan	T.J. Ward
21 • LCB	54 • ILB	59 • ILB	43 • SS

WHEN PANTHERS HAVE THE BALL

Newton has been the NFL's most dynamic offensive weapon this season, ultra-dangerous when on the run. Denver will try to slow him down with their NFL top-ranked defense. DeMarcus Ware, Danny Trevathan and Brandon Marshall will try to get in Newton's face and mind, whether in the pass rush or popping up in unexpected spots. Carolina will counter by getting RB Jonathan Stewart involved early.

Touchdown passes by distance

REGULAR AND POSTSEASON

YARDS	MANNING	NEWTON
1-19	7	26
20-29	1	4
30-39	0	4
40+	3	4

Peyton Manning

Hasn't played at elite level during this injury-ravaged season. Never should be underestimated.

Cam Newton

Strong in the pocket, elusive and powerful outside of it. Near the goal line, he can be unstoppable.

CAROLINA



OFFENSE

Total yards (avg.)
Regular season: 366.9

224.3	142.6
Passing	Rushing

Postseason: 385.5

237.5	148.0
-------	-------

First downs
Regular season: 357

136	197	24
Rushing	Passing	Penalty

Postseason: 40

15	23	8
----	----	---

DEFENSE

Yards allowed (avg.)
Regular season: 322.9

234.5	88.4
Passing	Rushing

Postseason: 345.0

276.0	69.0
-------	------

SCORING (PPG)
Regular season

31.2	Points for
19.2	Points allowed

Postseason

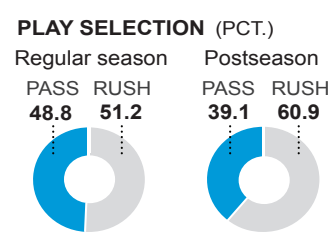
40.0	Points for
19.5	Points allowed

PLAY SELECTION (PCT.)
Regular season

PASS	RUSH
48.8	51.2

Postseason

PASS	RUSH
39.1	60.9



PLAYERS WITH SUPER BOWL EXPERIENCE

5

FIELD GOALS

Graham Gano

YARDS	Made	Missed
1-19	10	0
20-29	10	0
30-39	10	0
40-49	10	0
50+	10	0

Regular season

Blueprint for success

Team makeup

Current 53-man roster

Drafted	19
Free agents	29

Traded 5

RED ZONE

Production inside the 20-yard line, includes postseason:

OFFENSE

Touchdowns	Field goals	No score
49	17	4

DEFENSE

24	11	10
----	----	----

Offensive weapon

Pass yds: 3,837 (reg.) • 496 (post.)
Touchdowns: 35 (reg.) • 3 (post.)

WEEK	TDS	YARDS
1	1	175
2	2	195
3	3	315
4	4	124
5	BYE	
6	6	269
7	7	197
8	8	248
9	9	297
10	10	217
11	11	246
12	12	183
13	13	331
14	14	265
15	15	340
16	16	142
17	17	293

WC — DIV 161 CONF 335

