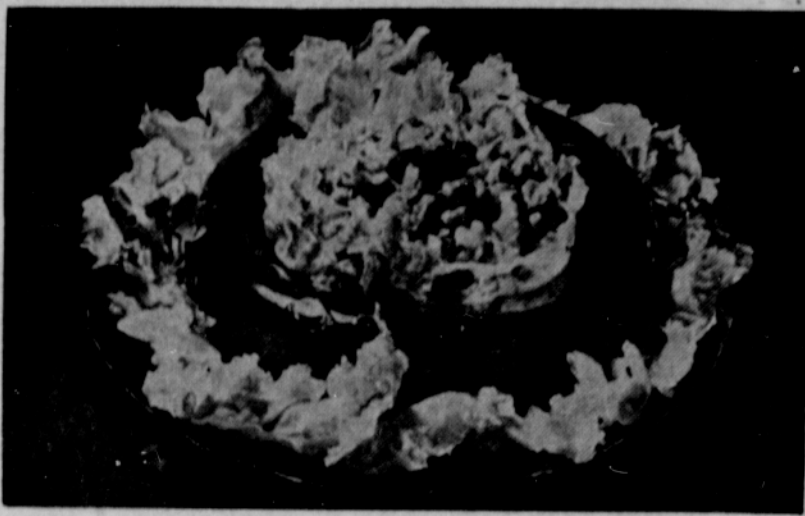


Household News

By Eleanor Howe



SUNDAY NIGHT SUPPERS

(Recipes Below)

Have you ever juggled a cup of coffee in one hand, a salad plate in the other, and at the same time attempted to eat the appetizing food the hostess has served you? It is a feat that even the most experienced cannot often manage.

To save a guest the embarrassment of having his suit ruined by a cup of coffee tipping over, or salad dressing trickling over the side of the plate which is being precariously balanced on the knees, serve your supper on individual trays.

Simplicity is the keynote of the Sunday night supper. That is why the "meal-on-the-tray" has become so popular.

Plan your Sunday supper around one central dish. It may be a salad, a creamed dish served on toast, or even a casserole dish.

Here is a favorite supper menu for warm fall evenings which easily adapts itself to buffet style of serving, or a tray supper.

- Cranberry Molded Salad
- Cottage Cheese with Chives
- Olives
- Relishes
- Potato Chips
- Hot Rolls
- Butter
- Coffee

As you glance through the menu you can see that nothing in the meal, with the exception of the hot rolls, requires last minute preparation in the kitchen.

The buffet should be as inviting as it is possible to make it. The cranberry molded salad with a mound of cottage cheese and chives in the center of the ring mold makes an especially attractive center piece for serving table. The rolls may be placed in a cunning bread basket, covered with a napkin to keep them hot.

The serving table must also have the necessary silverware, dishes, napkins and trays on it. When the meal is ready, each guest helps himself, and delights in the informality of the occasion.

Instead of using the buffet style of serving, you may want to prepare the trays in the kitchen. Then with the aid of the members of the family, the trays are served to the guests.

The following menu is an excellent one to serve when fall evenings are a little nippy, and a warm dish is appealing.

- Welsh Rabbit on Toast
- Cole Slaw
- Baked Apple
- Coffee
- Tea

Molded Cranberry Salad.

(Serves 8)

- 1 package lemon flavored gelatin dessert
- 1 1/2 cups boiling water
- 1 cup cranberry sauce
- 1/2 cup pineapple (diced)
- 1/4 cup nuts (chopped fine)

Pour boiling water over gelatin and stir until dissolved. Crush cranberry sauce with a fork and add to the gelatin mixture. Pour into a ring mold and let stand until partially set. Fold in pineapple and nuts. Chill until firm. Unmold on crisp lettuce. Fill ring with chilled cottage cheese to which finely chopped chives have been added; or use any other salad mixture which may be desirable.

Stuffed Tomato Salad.

(Serves 5)

- 5 medium sized tomatoes
- Dash celery, onion or garlic salt
- 1 cup canned kidney beans
- 2 tablespoons celery (chopped)
- 2 tablespoons green onion (minced)
- 2 tablespoons ripe olives (chopped fine)
- 2 tablespoons mayonnaise
- 1 hard cooked egg (grated)

Select firm, medium sized tomatoes and peel. Hollow out the interiors and sprinkle with celery, garlic or onion salt. Mix together the kidney beans, celery, onion, olives and mayonnaise, and stuff the tomatoes with this mixture. Chill, and serve on lettuce leaves. Garnish with hard cooked egg, which has

been put through potato ricer or coarse strainer.

Eggs a la King.

(Serves 4-8)

- 6 eggs
- 1/4 cup mushroom caps
- 3 tablespoons butter
- 3 tablespoons flour
- 1 1/2 cups milk
- 1/2 cup cream
- 1/2 cup green peas (drained)
- 1/2 cup green pepper (chopped fine)
- 1 tablespoon pimiento (chopped fine)
- 1 tablespoon parsley (chopped fine)
- 1 teaspoon salt
- 1/2 teaspoon pepper
- Dash paprika
- 1/2 teaspoon lemon juice

Hard cook the eggs, peel and slice. Sauté the mushroom caps in the butter, over low heat, in the top part of double boiler (directly over flame). Add flour, and blend well, cooking over hot water. Add milk and cream, stirring constantly until mixture thickens and is smooth. Add peas, green pepper, pimiento, parsley and sliced eggs, and stir gently to avoid breaking the egg slices.

Season with salt, pepper, paprika and lemon juice. Serve hot on buttered toast.

Cole Slaw.

(Serves 6-8)

- 1 1/2 quarts cabbage (sliced finely)
- 1 cup green peppers (cut in thin slices)
- 1/4 cup stuffed olives (sliced thin)
- 5 or 6 small green onions (cut fine)
- Toss cabbage, pepper, olives and green onions lightly together. Serve cold with french dressing.

Devonshire Buns.

(Makes 2 1/2 dozen small buns)

- 1 cup milk
- 2 cakes yeast
- 1/4 cup butter (softened)
- 1/2 cup sugar
- Dash of salt
- 3 3/4 cups flour (sifted)

Heat milk to lukewarm. Add crumbled yeast and stir until dissolved. Add butter and sugar. Blend. Add salt. When liquid is cool, add flour and beat until smooth. Knead 4 minutes, or until satiny to the touch. Cut across each way with a knife, rub with fat and cover with a cloth. Let rise 1

hour, or until doubled in bulk. Form into small narrow rolls, about 2 inches long. Brush with melted fat and let rise 1 hour, or until doubled in bulk. Bake in a hot oven (400 degrees) for about 18 minutes.

When cold split and spread with raspberry jam and clotted cream. Replace tops and serve.

Hot Muffins.

(Makes 10 medium sized muffins)

- 2 cups flour
- 1/2 teaspoon salt
- 2 teaspoons baking powder
- 2 tablespoons sugar
- 1/4 cup shortening
- 1 egg (beaten)
- 3/4 cup milk

Mix and sift together, the flour, salt, baking powder and sugar. Cut in the shortening. Combine beaten egg and milk, and add to mixture. Mix lightly, blending only until the dry ingredients are moistened. Place in greased muffin pans and bake in a hot oven (400 degrees) approximately 25 minutes.

Tomato French Dressing.

(Makes 2 cups)

- 1/2 can condensed tomato soup (7/8 cup)
- 3/4 cup vinegar
- 3/4 cup oil
- 2 tablespoons sugar
- 1 1/2 tablespoons lemon juice
- 1/2 teaspoon Worcestershire sauce
- 3/4 teaspoon salt
- 1 teaspoon dry mustard
- 1/2 teaspoon paprika

Place all of the ingredients in a mixing bowl and beat until blended. Store in refrigerator in a quart jar.

Household Hints.

Miss Howe, in her book, "Household Hints," gives you some shortcuts to sewing which will prove beneficial when you start giving the children's clothes the once-over. You may obtain your copy by sending 10 cents, in coin, to Eleanor Howe, 919 North Michigan Ave., Chicago, Illinois.

(Released by Western Newspaper Union.)

Wardrobe of College Girl Has Attractive, Pace-Setting Styles

By CHERIE NICHOLAS



OF ALL the highspots in a college girl's life, what adventure so charged with thrills and moments of excitement as the mad, merry quest for back-to-school "clothes" that recurs each fall of the year!

The college girl's what-to-wear problem certainly received the perfect answer recently in a preview of fashions presented in a series of style clinics held in the great, known far-and-wide Merchandise Mart of Chicago where gather semi-annual hundreds of merchants who are ever on the alert to sense fashion trends in advance. The two coats illustrated herewith were particularly stressed as types style-ambitious co-eds are sure to favor.

You can tell at a glance the message of the model to the right. Yes, it's most assuredly spotted fur! Leopard and ocelot and fur of kindred type will fairly stamper the spectator sport grandstand when the football season is on. It is a youthful fur and it's going to be the "rage" this season. In the picture it trims a zipper coat in olive green. The bag problem is solved with a muff bag which the ocelot worked with the self-wool that fashions the coat.

Fashion scouts looking for the ideal black coat this season will hail the model to the left as a real "find." It has a zipper fastening. You'll love the big pockets bound with Persian lamb (very smart again this season) and the hood is detachable, may be worn as a collar. Black is tremendously smart this season; keep this in mind when you go to look up new coats.

With almost uncanny wizardry designers are designing such ingenious contrivances as linings that zip in and out of coats in the twinkling of an eye, jackets, coats, and even

dresses are made reversible and with a mere sleight of hand gesture of the wearer your garment is a monotone or a vivid plaid at your will. Hoods are convertible into collars, detachable pinafore skirts give you two dresses in one, and for more change this same double-duty skirt serves as a cape. A handbag is a handbag one moment and the next it develops into a muff; hats have removable brims, and so on this necromancy in wearing apparel continues. It behooves every college girl to seek out fashion's "latest improvements" for it means economy in dress as well as being first in your set to proudly flaunt the "new."

Just a word about the little pen-and-ink sketches in the background of our illustration. They are items gleaned from the aforesaid style preview that will "put you wise" as to a few of the fashion highlights that will enliven your college career.

Mentioning them briefly, there's the American jeweled flag pin at the top to the left that tells of the wide-spread vogue for patriotic jewelry. Wear it on your lapel. And the cunning fringed shawl of green jersey with hat to match. See it centered to the left? It's adorable. Below note the many-strand necklace and bracelet of large pearls. It's the latest. The sketch at the center top tells you that huge fur pockets on coats are tres chic. A triangle or square babushka head kerchief of multi-colored gleaming rayon satin worn peasant style you must have. You will not be able to resist a brush wool sweater with lacy crocheted hood as shown below to right. The snow-white house robe of fleecy texture as sketched center below is destined to become a college girl classic. This robe is "big news."

The Answers

1. Damascus.
2. Henry Clay was known as the Great Pacificator.
3. Michelangelo.
4. I am ready.
5. Weights and measures.
6. An immeasurable period of time.
7. The first five books of the Old Testament.
8. White.
9. The Three Musketeers in Dumas' novel "The Three Musketeers."
10. Either is correct, but "postmistress" is not official. The post office department recognizes only one title—postmaster.

Novelty Purse



New is the purse mounted on a wide shoulder band as pictured. In this instance the purse is really part of a jewelry ensemble. Bright gold and topaz are used for bracelet, earrings, purse clip and ring. Wings is the motif for the purse clip and small earrings. Both are jeweled with topaz which also is used for the finger ring. The jewelry ensemble is worn with a three-piece black wool crepe suit highlighted with earth green suede accessories. Very interesting is the hat which has a crocheted wool crown with black velvet brim and upright quill in black and white. Designers are enthusiastic over the use of hand crocheted. Very new is the idea of a cloth jacket with crocheted sleeves of color-matched yarn, pockets of the crocheted added. A new feature also is insets of crocheted, such as yarn-crocheted triangles worked into a cloth dress.

Two-Piece Dress Looks Like a Suit

One of the most successful fashions for early fall is the two-piece dress that looks like a suit. You will see the smartest models with the new two-piece look developed in wool, in satin and in velveteen this fall. This type dress makes you look thin, for there is absolutely no bulkiness round the waistline. Thus the long-torso line is accentuated.

In some instances skirts are seamed on to the new longer-length jackets, which actually gives impression of a two-piece. Often large flap pockets are added, the newest idea being for pockets made of flat fur.

Patriotism Theme Becoming Popular


Wear a bejeweled flag pin. Everybody's doing it. Perhaps you like the American eagle better and it is spreading its jeweled wings on many a suit lapel.

The vogue for patriotic themes extends to every phase of fashion. The new star pattern prints are very attractive. Red, white and blue, checked taffeta is being made up into children's dresses. Milliners are making hat and bag sets of red, white and blue jersey.

Pinafore Prettiness

Pinafore styles meant for play and sports occasions have lost none of their demurely decorative features. Many of them have lace edges on their pockets, collars and cuffs. Ruffles at hems and shoulder straps, shirring on pockets, and quaint matching bonnets that tie with a bow under the chin, are some of the favorite details.

Rug to Crochet in Simple Stitch



Pattern 6601.

CHOOSE three colors or two shades and white for this easy shell stitch rug crocheted in sections for easy handling. Use four strands of string, candlewick or rags.

Ask Me Another

A General Quiz

The Questions

1. What city is thought to be the oldest in the world that is still inhabited?
2. What American statesman was known as "the Great Pacificator"?
3. Buonarroti is the surname of what great Italian artist?
4. What is meant by the French phrase "Je suis pret"?
5. With what is the science of metrology concerned — weather, rocks and their formation, or weights and measures?
6. What is an eon?
7. What is meant by the Pentateuch?
8. Which of these colors has the highest light-reflecting quality; canary yellow, silver gray or white?
9. Who were Aramis, Porthos and Athos?
10. In speaking of a woman in charge of a post office, which is the correct title to use, "postmistress" or "postmaster"?


The Answers

1. Damascus.
2. Henry Clay was known as the Great Pacificator.
3. Michelangelo.
4. I am ready.
5. Weights and measures.
6. An immeasurable period of time.
7. The first five books of the Old Testament.
8. White.
9. The Three Musketeers in Dumas' novel "The Three Musketeers."
10. Either is correct, but "postmistress" is not official. The post office department recognizes only one title—postmaster.

Pattern 6601 contains directions for making rug; illustrations of it and stitches; materials required; color schemes. Send order to:

Sewing Circle Needlecraft Dept.
82 Eighth Ave. New York
Enclose 15 cents in coins for Pattern No.
Name
Address

Deliciously vim-making
... quick... easy to prepare...
saves kitchen time and trouble
... economical... order, today,
from your grocer.



In Simplicity
In character, in manners, in style, in all things, the supreme excellence is simplicity.—Longfellow.



Mom! Keep O-Cedar Polish handy...

Keep genuine O-Cedar Polish handy... then when sudden guests come, when the club meets, or when it's the usual time to clean and polish, you can do both easily, speedily with O-Cedar Polish and the mop) and you leave behind a soft, silken O-Cedar lustre that's lovelier. Ask always for O-Cedar Polish (AND the O-Cedar MOP... it is big and thick and fluffy).



Faith of Friendship
As the yellow gold is tried by fire, so the faith of friendship must be seen in adversity.—Ovid.



GET THE "EXTRAS" WITH SLOWER-BURNING



EXTRA MILDNESS
EXTRA COOLNESS
EXTRA FLAVOR
5 EXTRA SMOKES PER PACK!