

Register-Guard, Eugene, Ore.  
 68 Sun., Mar. 21, 1954  
 Custom-made Ornamental Iron  
 Porch & Step Railing. Ph. 6-3918

## Steady Yielding Vegetable Garden Must Be Planned

An hour spent in figuring out a production schedule for the vegetable plot may save work and money later on. An efficient schedule keeps the whole plot busy growing something all summer long and does not grow more than you need.

This enables you to use minimum space, which saves work, seed, plant food and water. But to make such a schedule calls for research into this question:

What vegetables do you need and how much of each? Take carrots; how often should they

be served to your family, once, twice, or three times weekly? It should not be difficult to decide that.

The harvest of carrots from a single sowing will last in top condition at least eight weeks. A row of carrots two feet long will provide an ample serving for the average family. So a first sowing of carrots 32 feet long will provide 16 servings, two per week.

This should be followed by a second sowing, timed to mature when the first crop has been harvested; and three sowings should see you through the season, so far as table use is concerned.

If you will estimate the number of family servings each week of all short-harvest vegetables, you can figure out the number of sowings, and the length of row for each.

Data on days to table size is given in most seed catalogues for every vegetable variety. Early varieties of lettuce will be ready in 40 days; while late head lettuce may take 90 days to mature. By sowing early and late varieties at the same time, you can have a longer harvest. This may be advisable for sweet corn, because late varieties do better in late summer and early fall weather. But this practice requires more space, since the slow maturing varieties occupy soil which could be used for something else, if a succession of quick growing crops were sown.

Peas, lettuce, radishes and spinach will not do well in July and early August, so do not plant these crops to yield in hot weather, but sow them for early summer and fall harvests only.

Do not follow a leaf crop, seed crop, or root crop with one of the same class; but use a different type, to avoid disease and soil exhaustion.

Before sowing a second crop, dig up the soil and apply plant food again, 2 pounds to 100 square feet, or 100 feet of row.

## Homes and Gardens



**BRING THE OUTDOORS INDOORS** with light and shadow. Consider the possibilities of spotlighting a picture or two. As shown on the lower left, trim aluminum holders conceal R-30 75-watt spot bulbs. Try using them for interesting shadow patterns from plants or aim them at a favorite picture as shown at the upper right to bring out the natural colorings the artist tried to capture in his painting. Another modern way to get plenty of light on pictures is to hang a lighted wall bracket above them as shown in the photograph on the lower right. This bracket conceals a long line of fluorescent light as sketched at the lower left. In addition to lighting the pictures on the wall, notice how the wall bracket gives soft amounts of light on the wall as well as on the pictures. Pictures are hung tight to the wall by using short taut wires. Frames are beveled toward the wall to prevent casting shadows on the wall.

### REMODELING

House need paint? Stucco cracked? Loose boards? Why not use Quikbrik? The bonded finish applied in three troweled-on coats. Guaranteed not to separate from structure, fade or peel. One coat is your only cost. New patent method of application cuts \$3 off former methods. See it now at 140 W. Broadway. Open 'til 9 on Friday, or write Quikbrik of Eugene, Box 4, for information.

**F.H.A. TERMS**

### GREATEST ROTARY TILLER EVER MADE for Home Gardening - Tilling - Cultivating

#### MUSTANG!

Small in Size and Price—But Mean! What a Job it Does! Outperforms any other low-priced rotary tiller—greatest ever made for home gardeners! Tills, cultivates, weeds, mulches—easy to handle in small plots, corners, close to shrubs. 2½ HP engine, M-E's famous universal non-winding tines (guaranteed against breakage), attachments available. Ask for free demonstration on your own soil!

Attachments available

Authorized Dealer for . . .



J & J Garden Equip.  
 1859 Franklin Blvd. 3-1923



To build, buy or refinance a house or business building consult a Mortgage banker.

**M. S. Christianson**

Mortgage Loans  
 Insurance

1241 Oak Ph. 4-6279



### Proper Fitting Flashing Can Be Trouble Saver

When paint has a tendency to peel in the frame areas surrounding windows, the source of the trouble may often be traced to leaks that result from flashing that was improperly applied or flashing that has deteriorated.

Poorly fitted boards around the window are another cause. Flashings that are, preferably, of non-ferrous metal, should be included at the top of windows and doors.

Flashing at the bottom of a window offers added protection. The head flashing should extend from the sheathing under the building paper out to—and over—the drip cap of the window or door.

When flashing is used at the bottom of a window, it should extend from the window stool outward—and under—the window sill and should end up under the top course of clapboard.

### Give Faded Linoleum Shiny New Surface

Faded and shabby linoleum can be given a new lease on life by providing an attractive new surface. First, apply a solid-color coat of floor enamel and allow it to dry thoroughly. To this base color you can add a variety of stippled or spatter effects that enable you to introduce other colors at the same time that you create a textured-look that makes footmarks less noticeable.

Spattered effects are gained by striking the metal brand on a paint-filled brush against a stick held in the left hand. Stippling is done with a sponge. By using masking tape, you can paint stripes or even wide bands on your linoleum. You press two strips of tape in place across the floor and paint between the strips. When the paint is thoroughly dry, lift off the tape and wax the floor.

### Rearranged Pictures Add Interest

Spring a seasonal surprise on your family by starting right now to rejuvenate your winter-weary rooms. No need to wait until spring housecleaning gets in full swing. You can do the trick in a half hour by rearranging the pictures in your living or dining room to create a new center of interest.

Use pictures in massed arrangements or grouping to give added importance to your lighter-colored or smaller pieces of furniture. Arrange the pictures on the wall above, and close to the piece of furniture that is to be highlighted. Keep the pictures close together whether they are in a row or a square or rectangular grouping. You may wish to add some new pictures to achieve the desired effect. Try to repeat some of the accent colors in the room in the mats or frames of the pictures.


The originality with which pictures can be used not only in the living room, but in any room in the house, is an evidence of their decorative importance. For pictures, more than any other decorative item, give a room individuality and charm and reveal the cultivated taste of the occupants. Other accessories, such as vases, sculpture, ash trays and lamps are important too, but if the walls are bare, the interior has a cold and uninviting aspect, no matter how handsome the furnishings.

No home today needs ever to be without the inspiration of fine pictures, for there are excellent reproductions of good art, both modern and traditional, in your stores, all suitably framed and offered in a price range to fit any pocketbook.

When shopping for pictures choose those which mean something to your personality. Do not select just "pretty" pictures that have no special appeal, but rather choose those related to your interests. If you enjoy outdoor life and travel, landscapes and other outdoor scenes, sporting prints or pictures of places you have visited will express your personality. If you are a student of human nature, you will be interested in portraits or pictures which depict character. If you are interested in modern design you will choose abstracts or non-realistic compositions because the interplay of color and line and the often half-suggested subject matter is stimulating to you.

### CONCRETE

For Concrete Construction needs dial . . .  
**RAY J. KNOLL, Contractor**  
 Residential and Commercial  
 Ph. 5-4713



**ALUMINUM FARM GATES**  
 GUARANTEED for LIFE . . .

End all your gate annoyances for life with Dering Life-Time Gates made of Aircraft Aluminum. This gate is so light, yet so strong, it can't possibly sag or drag. (Sixteen-foot gate weighs only 59 lbs.) Rolled edges can't snare or tear clothing or animals. Can't rust or corrode. Latch is positive, automatic, strong. Can be padlocked. Hinges of sturdy cast aluminum. Six-inch hinge screws provided. This is the ideal gate for ranch and farm. Try one and you won't be happy until you are completely equipped with Life-Time Gates. 52 in. high, in lengths from 4 ft. to 16 ft. Priced so low you can't afford to be without Life-Time Gates. Satisfaction guaranteed or money back.

### STANDARD FEED CO.

"YOUR ALBERS DEALER"  
 58 East 7th Ave., Eugene Phone 4-2118

## Jacobsen Power Mowers

... take all the hard work out of mowing...

18" to 37" cutting width

- cuts large lawn areas smoothly
- levels weed patches quickly
- has power and traction for tough hill-side cutting

21" cutting width

- automatic recoil starter
- fully shielded chain-drive
- extra-heavy semi-pneumatic tires
- Reel tip protective shields

**F. K. BREWER**  
 Sales & Service  
 1305 W. 6th Ph. 5-4143


## Can you afford to waste what Iron Fireman users are saving?

### ECONOMICAL HEAVY OILS with the IRON FIREMAN INDUSTRIAL OIL BURNER

You can save many fuel dollars with the Iron Fireman Industrial Oil Burner. It produces a steady, even flame, regardless of varying oil temperature or viscosity, and it stays steady, even at low burning rates.

New Principle of Oil Control Iron Fireman's exclusive Oil Volumeter employs a new principle of oil control which is positive and precise. Oil feed-rate is regulated by volume, for efficient, non-pulsating combustion.

Please or write today to find out how the Iron Fireman Industrial Oil Burner can reduce your fuel and labor costs.



Capacities 8 to 125 gallons per hour. Five boilers up to 375 boiler h.p. per burner.

**Hennen & Vos Plumbing Co.**  
 Corner Monroe & Blair Ph. 4-8461

**STEEL** Clothes Line Posts \$8 to \$17.50 per set  
 Others Made to Order  
 4690 West 11th Ph. 4-8963  
 Free Delivery

**WILSON DITTS** Blinds  
 Coleman-Blinds and  
 Perimeter-Blinds  
 New or old homes—Free  
 8th & Olive

**GARDEN LOAM**  
 THE FINEST WE HAVE SEEN IN YEARS!  
**FILL DIRT**  
 LOAM WITH SOME SMALL ROCK  
 FOR DELIVERY CALL 5-0322  
**EUGENE SAND & GRAVEL CO.**


**CROWN STEEL WALL TILE**  
 3-Wall Unit—Tub Recess 48" High



Completely Installed \$59.00  
 • 18 Beautiful Colors  
 • Permanently Waterproofed  
 • Exclusive Bonded Guarantee  
 • F.H.A. Approved

"Quality is always a bargain"  
**CROWN TILE CO.**  
 OF EUGENE  
 PH. 5-2617

## CHILDERS Awnings



**ALUMINUM...**  
 • FOR STYLE • FOR DURABILITY

**Keystone Aluminum Co.**  
 3320 Main 8-3961 Sptzaph

## National Ornamental Hinges

★ Modern designs  
 ★ Smooth operation  
 ★ Chromium-plated

The gleaming beauty of these smooth-operating cabinet hinges will dress up every home. They are easy to install—easy to keep clean and moderately priced, too.

A variety of styles to meet your special needs


### SPECIALS FOR ONE WEEK—

¾ Offset Hinges Nickel Per Pr. 35c  
 ¾ Offset Hinges P. Coats Per Pr. 21c

**LARSON'S** Saw Horse Brackets  
 Make Your Own Saw Horses  
 Reg. sell 1.50 Special Set 1.19

**Hollymade** Tubular Latch Set  
 PASSAGE SET BRONZE ONLY  
 Reg. sell 2.25 Special 1.49

## Forged Iron



Look! LOWEST PRICES QUALITY STEEL DOORS ON THE MARKET

Styled with eye-catching horizontal grooving. Ruggedly built for years of service. Ball bearing rollers provide "featherlike" opening and closing. When open, door is firmly inside garage.

Come in and see the Berry Steel Door Today!

## SEE LYLE — THE PAINT MAN ABOUT DECORATOR COLORS

Scharpf's  
**TWIN OAKS**  
 WHERE HIGH AND HIGHWAYS MEET  
 "A GOOD PLACE TO TRADE"  
 Plenty of Free Parking Ph. 4-3888  
 669 High