

Careful Preparation, Proper Procedure Assure Amateur Good Results on Indoor-Outdoor Painting

Refinishing marred and scuffed indoor and outdoor furniture will add years of service and good looks and make a home much more enjoyable.

Staining, varnishing and enameling are the most common methods of finishing furniture.

Stain, a semi-transparent liquid, is used only on bare wood. It colors, but doesn't protect.

Varnish is a liquid that dries hard, giving protection and a beautiful luster to the surface underneath. Clear varnish is frequently used for this purpose. Colored varnish renews the beauty of "in" or scratched furniture when you do not wish to refinish the piece completely.



For convenience sake, paint underneath parts of chairs and small tables, first.

Enamel is opaque, easy to apply, and completely covers scratches and discolorations.

FURNITURE PREPARATION

Proper surface preparation is essential before painting. To remove wax, furniture polish, grease or oil, apply a cloth saturated with turpentine or Leptyne. Then immediately wipe the surface with a clean, dry cloth.

After drying, sand it with fine sandpaper to offer better adhesion for the new finish. Always sand with the grain. Dust off the surface with a clean cloth — never with a paint or varnish brush.

When it is necessary to remove the old finish, apply paint remover over a small area at a



Sand furniture with the grain, then always be sure to dust well.

time. Allow it to soften the old finish and then scrape off with a putty knife or steel wool.

Be sure to wash away all traces of paint remover with alcohol before applying a new finish.

APPLYING ENAMEL

Enamel should be stirred thoroughly to obtain a smooth consistency and even finish. Usually one coat is sufficient on previously finished surfaces. However, two coats are recommended when changing from a dark to a light color.

When painting unfinished wood, an undercoat or primer should be used. The first coat should be completely dried before succeeding coats of paint are applied. Avoid piling on a heavy coat of



Then, set tables and chairs upright, to complete painting them.

paint; two thin coats look better, last longer than one "thick" coat.

Careful preparation and application, makes it easy and inexpensive to do your furniture repainting with the "professional look."

Do-it-yourself, but first get expert advice.

LEAF MOLD FROM FOREST MAY BE HIGHLY ACID

One of the best sources of humus for your garden is leaf mold. However, gardeners who journey to the woods to get it from the forest floor, should remember that pine needles and oak leaves produce a leaf mold that is highly acid in content, and should not be used around plants that thrive best in a non-acid soil.

Spring is clean-up time.

Night Lighting Your Yard and Garden Gives Maximum Enjoyment of Outdoors

When Summer comes, will you hate to see the sun go down on your garden or planted patio?

Consider, then, outdoor lighting to prolong the enjoyment of the garden! Garden lighting makes it possible to dine and entertain outdoors after dark. For safety it enables family and friends to "watch their steps" at night, and serves as a protection against unwelcome intruders.

Night lighting is practical for any garden, regardless of size or modesty of one's budget.

Outdoor lighting equipment

comes in a wide variety of designs and prices; installation can be temporary or permanent. And anyone can master the art of "planting" light bulbs in the garden.

Follow these few rules in your lighting plan:

1. Avoid "light-washing" the entire garden; it is likely to look flat and monotonous. The beauty of a lighted garden lies in contrasts of light and shadows.

2. Scatter the lighting units so they illuminate a flower bed, a path or a pool.

3. Conceal the light source so that the light is confined to your own premises. Hide bulbs in shrubbery, or use shielding reflectors.

4. Use white light on flowers; avoid colored lights as they may create an eerie, unreal look in the night.

5. A little light goes a long way when directed on light-colored walls and paths which serve as light reflectors.

WIRING SUGGESTIONS

For those wishing to landscape with light on a temporary basis, outdoor-type extension cords can be plugged in on existing circuits in the house or garage. This calls for two precautions: (1) avoid overloading any one household circuit; (2) protect (out-of-doors extension cords from friction points and stress.

A permanently installed outdoor lighting system consists of underground cable, buried in a trench 18 to 24 inches deep, complete with waterproof, convenience outlets located to suit the home owner.

Cable-laying must conform, of course, to local regulations and requirements, and in order to meet these specifications home owners should turn over all wiring and re-wiring jobs to a dependable electrical contractor.

Heated Bedding Continues to Rate Warm Response

Electrically heating bedding continues to grow in popularity in everyday living as many new items enter this field.

Electrical blankets were first to make their entrance into the circuit . . . later, electrical sheets, quilts and mattress pads have come into their own.

Special features of the blankets and sheets are the contour corners. Thermostats and controls have become less bulky; dual controls for double blankets give selective heating.

Wool, nylon, cotton and assorted blends are all used in the new blanket versions for extra comfort, warmth and easy-wash-ability.

A redecorated living room will give your house a springtime look.

"3-D" FLOOR COVERINGS

To give a room a finished, decorative look, choose new rugs or carpetings in "3-D" (three-dimensional) weaves, with their high and low pile, new twists and pull down yarns.

Be prepared for the good weather with repainted lawn furniture.

Wallboard Gives 'Real' Wood Look

More and more homeowners are discovering woodgrained gypsum wallboard. They are using this distinctive wall covering whenever there are certain rooms they'd like to have stand apart from the others in decorative finish.

The rooms most commonly singled out for this special treatment

Modernize With Duratib



METAL WALL TILE

- ★ For Bathroom - Shower - Kitchen
- ★ Beautiful ★ Durable
- ★ Practical ★ Economical
- ★ High Bevel "Pillo Tile"
- ★ 200 Color Combinations
- ★ Remodeling a Specialty
- ★ Shower Doors — Tub Enclosures
- ★ Chrome Bathroom Accessories



See Booth # 13 at Home & Garden Show

Duratib Of Salem
1249 S. Comm'l. Ph. 4-5292



Closed—This is an ultrasmart coffee table: 54" x 30" x 15" high; the table stretches up and locks at dining level and seats six easily. All styles are in tanquille Philippine mahogany.



Thursday, Friday, Saturday
APEX ELECTRIC & PLUMBING Co.
(Formerly Cherry City Heating Co.)

heatmore
RADIANT CERAMIC HEAT

- NO MAINTENANCE WORRIES
- SHATTERPROOF CERAMIC PANEL
- LONGER WARMER INFLATED RAYS
- HEALTHFUL SUN-LIKE COMFORT
- NATIONAL HOME SAFETY AWARD WINNER
- EFFICIENT RADIANT HEAT
- THERMOSTAT CONTROL FOR EVERY ROOM
- NO FURNACE DUCTS RADIATORS

FREE WIRING BOOKS!

For Dependable Heating . . .

. . . enjoy clean, healthful steady warmth with Heatmore Radiant Ceramic Heat. Already proven in thousands of homes only Heatmore offers shatterproof ceramic safety; space-saving convenience with economical electricity. Enjoy Heatmore's modern heating comfort throughout your home or for that chilly room.

NOW YOU CAN ELIMINATE


- Furnace
- Oil Burner
- Coal Stoker
- Coal Storage Bins
- Oil Tanks
- Oil Burner Motor
- Pump
- Pump Motors
- Chimney or Flues
- Hot Air Ducts
- Air Filters
- Radiators
- Registers
- Pipes and Fan

Reg. 65⁰⁰

1000 WATT UNIT

ONLY **\$40**

WITH THERMOSTAT . . . 50.00



heatmore
THE CERAMIC RADIANT HEATER

- ★ Five Year Guarantee!
- ★ Underwriter's Laboratory Approved!
- ★ Easy Budget Payment Plan!
- ★ Money Saving Installation

Apex Electric & Plumbing Co.

YOUR COMPLETE HEADQUARTERS FOR ELECTRIC & PLUMBING SUPPLIES

3405 Portland Road (Opposite San Shop)

Phone 2-1866

See You At The **LIONS HOME SHOW** State Fairgrounds April 21-22-23

SUPER SPECIAL

\$499⁹⁵ VALUE



- 11.4 Cu. Ft. Capacity
- All Porcelain Liner
- 88 Lb. Freezer
- Frost-Away Refrigerator Never Needs Defrosting
- Convenience
- Quality
- Beauty
- Price
- Designed for 25 Years Of Dependable Service

Hotpoint

Combination Refrigerator-Food Freezer

NOW ONLY **\$329⁹⁵** And Your Old Refrigerator

355 CENTER **THE Phillips CO.** PHONE 3-3139

APPLIANCES AND TELEVISION
(FORMERLY RALPH JOHNSON APPLIANCES)