2 NEW BRIDGES TO BE GREAT AID TO CITY TRAFFIC

Burnside and Ross Island Spans Will Cost Total of $4,600,000, Voted by People.

One of the big outstanding features for traffic congestion relief taken during 1922, and which also will have vast bearing on the general development of the city, was the action of the people of Portland at the last general election in voting by a large majority to authorize issuance of $4,600,000 in bonds for construction of the Ross Island bridge and for a new Burnside bridge across the Willamette river.

The Ross Island bridge bonds are authorized in the sum of $1,600,000. Those authorized for the new Burnside bridge are for $3,000,000.

While the construction of these two bridges will inevitably have the result of increasing property values on the streets leading to them, and this doubtless will be especially noticeable in the case of the Ross Island bridge, the campaign was made on the larger aspect that both bridges are absolutely needed for the aid of general traffic conditions, and it was on this basis that the remarkably large indorsement of the bridge measures was given by the voters.

PROVIDE FOR RAMP

The present Burnside bridge has served the people of Portland for 28 years, but for the past two years it has been in bad condition and has been entirely inadequate for the traffic imposed upon it. The new structure, as estimated for the bond issue, would be of the bascule type, its full length being about 2500 feet. It would have a 90-foot roadway, and the approaches are to be on a 4 per cent grade.

On the west side of the river the approach will start from a point about midway between Second and Third streets on Burnside street, and on the east side of the river the approach will extend to a point between East Second and East Third streets. The plans provide for a ramp from East Couch street.

The bridge will have a height or clearance of 45 feet above high-water mark.

TO WIDEN STREET

Directly connected with the construction of the Burnside bridge is the project for the widening of East Burnside and East Couch streets to 90 feet, the widening of Sandy boulevard and its extension to East 12th and Burnside streets, so as to turn a great artery of travel directly to the new bridge. Property-owners on the west side of the river have in contemplation the widening of Burnside street there so that it may be in keeping with the new bridge.

The site of the Ross Island bridge will be about midway between the Hawthorne bridge and Sellwood. It will serve a large area of the southeast residential section, as well as a large portion of Multnomah county outside the city and extensive sections of Clackamas county.

The east approach of the Ross Island bridge will start at Grand avenue and Beacon street, and the west approach will be on a new 80-foot street to extend to Kelly and Grover or Front and Arthur streets.

WILL BE HIGH

The estimates for the Ross Island bridge on which the bond issue was based call for a structure with a clearance of 125 feet above high-water mark so that river steamers can pass underneath it. The bridge approaches will have not to exceed a 4 per cent grade.

The plans for access to the new bridge contemplate the widening of Beacon street and its opening from East 16th street and Powell Valley road to Grand avenue.

SPAN TO BE LONG

The Ross Island bridge is planned for a roadway 36 feet in width, so that it can carry four lines of traffic and there will be sidewalks on each side. This will be in reality the rapid-transit bridge, for no streetcar lines are contemplated for it and vehicular traffic can move without obstructions, there being no streetcar tracks or railroad crossings at or near its approaches. The total length of the structure will be about 3600 feet.

Port and Dock Organization

Port Commissioners

F. M. Warren, president.
George H. Kelly, vice president.
J. D. Kenworthy, secretary.
Phil Metschan, treasurer.
H. A. Sargent.
Andrew Porter.
T. J. Mahoney.
W. L. Thompson.
H. L. Corbett.
J. H. Polhemus, general manager.
J. P. Doyle, assistant secretary.
Gus C. Moser, counsel.
H. L. Hudson, general traffic manager Port of Portland and commissioner of public docks.

Dock Commissioners

John H. Burgard, chairman.
F. C. Knapp, vice chairman.
A. H. Averill.
C. C. Hindman.
Ira F. Powers.
G. B. Hedardt, chief engineer and secretary.
M. A. Lawrence, assistant secretary.
A. H. Abel, assistant engineer.
W. P. LaRoche, counsel.

Joint Traffic Committee

Composed of four members each from port and lock commissions:
H. A. Sargent, chairman.
Ira F. Powers.
J. D. Kenworthy.
George H. Kelly.
F. C. Knapp.
J. H. Burgard.
C. C. Hindman.
H. L. Corbett.

I Build Homes at Rock Bottom Prices
And Help Finance Vacant Lot Owners
Sidney G. Lathrop
ABINGTON BLDG.
Real Estate, Loans, Investments

PORTLAND'S PORT ACTIVITIES AND THEIR DEVELOPMENT REVIEWED IN GRAPHIC FORM

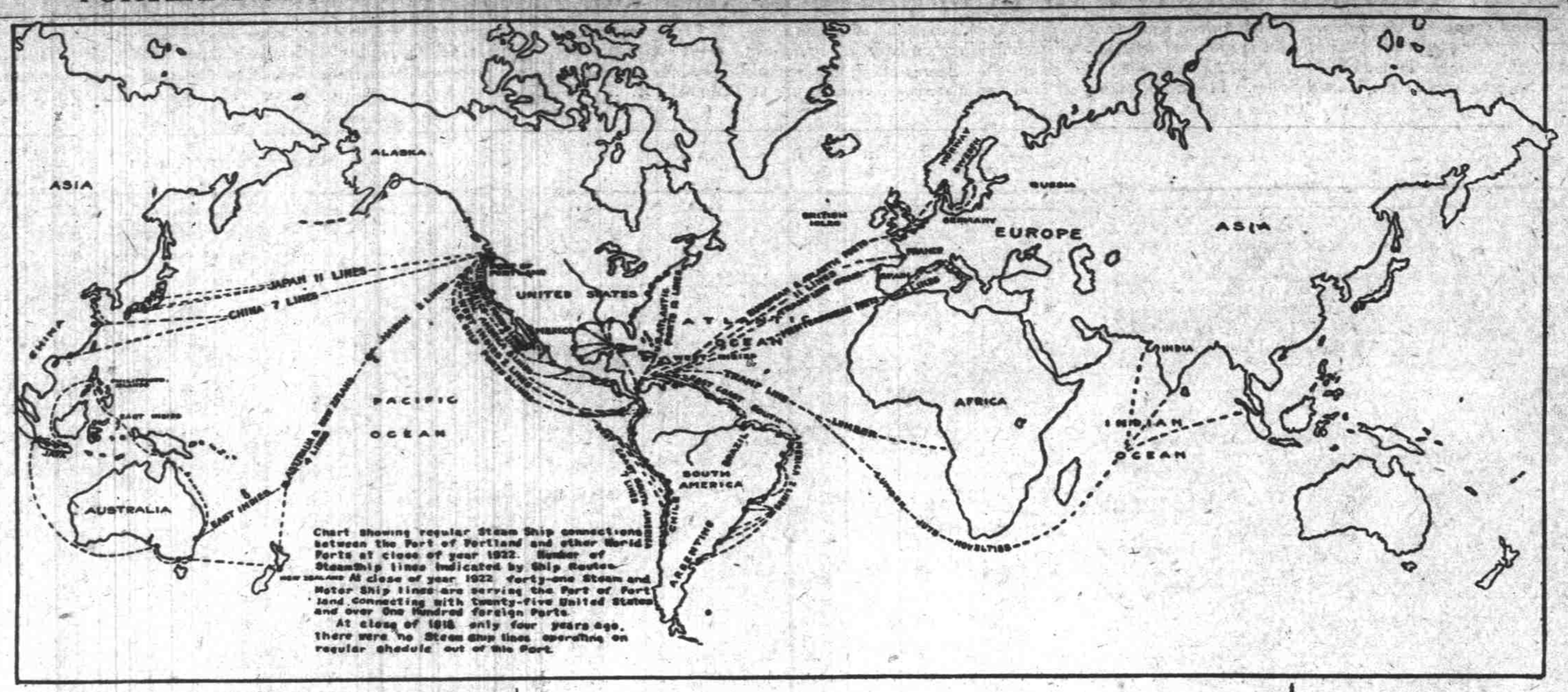

Portland's Water-Borne Commerce

FOREIGN EXPORTS FROM PORTLAND

	Since Jan. 1, 1922.
Apples, lbs.	16,592,652
Autos, trucks, parts, lbs.	481,123
Beef casings, lbs.	77,983
Bones, lbs.	247,071
Canned goods, lbs.	10,506,129
Cascara bark, lbs.	109,525
Cattle horns, lbs.	47,916
Cheese, lbs.	10,845
Chemicals, lbs.	829,013
Copper, lbs.	672,281
Doors, lbs.	159,282
Drugs, supplies, lbs.	47,182
Drygoods, lbs.	9,296
Electrical goods, lbs.	154,413
Flour, bbls.	967,457
Hardware, lbs.	40,146
Hides, lbs.	3,817,382
Hops, lbs.	55,218
Infusorial earth, lbs.	127,500
Iron and steel products, lbs.	15,689,109
Lard, lbs.	447,515
Lead, lbs.	5,372,611
Loganberry juice, lbs.	9,090
Lumber, ft.	221,510,547
Machinery, lbs.	2,497,075
Merchandise, lbs.	3,872,432
Milk, canned, lbs.	8,390
Millfeed, lbs.	3,291,040
Oats, bu.	8,050
Paints and oils, lbs.	28,249
Paper, lbs.	5,762,202
Pears, dried, lbs.	125,813
Pears, fresh, lbs.	337,513
Plums, dried, lbs.	253,750
Prunes, dried, lbs.	8,294,188
Rye, bu.	39,389
Salmon, lbs.	690,853
Seeds, lbs.	4,026
Shocks and staves, lbs.	250,366
Soap, lbs.	37,989
Tallow, lbs.	93,497
Twine, lbs.	30,090
Wheat, bu.	22,221,456
Zinc, lbs.	1,748,107
Total value	$41,532,530
Total short tons	1,205,601

FOREIGN IMPORTS AT PORTLAND

	Since Jan 1, 1922
Arsenic, crude, cases	587
Basketware, pkgs.	688
Bristles, cases	1552
Camphor, tubs	1068
Carpets and rugs, cases	1003
Cigars, tobacco, pkgs.	55
Cocoanut oil, tons	4059
Coal and coke, tons	7332
Coffee, bags	26,294
Copra, tons	15,932
Cotton waste, bales	1073
Curios and merchandise, pkgs.	17,877
Earthenware, pkgs.	1311
Fertilizer, bags	3000
Firebrick, tons	75
Firecrackers, cases	1097
Furniture, pkgs.	1401
Furs and skins, bales	741
Grain bags, burlap, bales	1210
Hair, bales	605
Hardwood, feet	142,599
Hemp, bales	7887
Herring, kegs	4198
Iron and steel, pkgs.	19,010
Linseed, bags	48,751
Linseed oil, drums	2886
Matting, rolls	323
Nitrate of soda, bags	18,671
Nuts, bags	5843
Paper, bales	5109
Peanuts, bags	16,339
Pepper, bags	775
Pig iron, tons	2615
Provisions, pkgs.	14,785
Rice, bags	5320
Rubber, pkgs.	500
Seeds, bags	5726
Silk goods, bales	38
Silver sand, tons	113
Soda ash, bags	1500
Soya bean cake, tons	1894
Straw rugs, bales	3438
Strawbrid, cases	900
Sugar, bags	12,350
Sulphur, tons	121
Tea, pkgs.	22,328
Toys, pkgs.	2258
Window glass, cases	70,824
Wool, bales	12,508
Wax, bags	2500

PORTLAND TO ATLANTIC COAST PORTS

	Jan. 1, 1922, to Dec. 1, 1922 Pounds.	Value.
Apples, dried	49,400	$ 5012
Apples, fresh	2,850,700	96,973
Balsam fir	37,942	8138
Beef casings	41,821	5819
Canned goods	24,021,274	2,719,423
Cascara bark	707,965	45,724
Crosarms	1,102,613	22,854
Doors	8,184,148	387,524
Flour	3,920,940	112,854
Fruit juice	187,561	17,985
Furniture	14,193	10,941
Grape root	37,521	2292
Hardware	64,770	22,633
Hay	27,790	210
Hides	4,340,521	374,227
Hops	153,879	19,249
Horsehair	111,382	21,044
Infusorial earth	2,383,570	28,898
Lead	1,121,725	65,909
Lumber, 3001M ft.	79,004,782	561,363
Machinery	117,319	45,527
Merchandise	3,831,698	1,394,599
Milk, canned	715,000	35,750
Mohair	661,974	181,752
Paper, scrap	90,800	1138
Pears, fresh	42,024	1798
Pickles	159,150	10,152
Pitch	16,017	3044
Prunes, dried	16,544,527	1,680,634
Rubber, scrap	68,070	2452
Seeds	858,173	55,842
Salmon	4,995,181	679,574
Shingles	1,816,718	19,586
Staves and shocks	1,118,085	54,833
Window frames	84,400	1487
Tallow	416,711	16,873
Wool	23,205,778	6,829,973
Woolen goods	99,994	182,933
Total	152,185,650	$15,924,989

PORTLAND TO GULF PORTS

Crosarms	81,502	2959
Flour	2,357,962	68,705
Fruit, canned	236,977	33,849
Furniture	3625	1894
Lumber	94,830	1152
Machinery	285,255	35,906
Merchandise	471,316	45,958
Paper	87,956	5490
Paper work	87,420	1110
Pickles	58,400	480
Prunes, dried	75,200	7630
Salmon	366,779	54,076
Total	4,187,206	$ 259,803

PORTLAND TO ALASKA

Flour	36,336	1434
Lumber	479,496	3860
Merchandise	3,099,576	226,344
Total	4,516,628	$ 231,638

ALASKA TO PORTLAND

Merchandise	51,295	15,901
Salmon, canned	4,752,724	769,375
Total	4,804,019	$ 785,276

PACIFIC COAST PORTS TO PORTLAND

	Jan. 1, 1922, to Dec. 1, 1922. Pounds.	Value.
Asphalt	8,194,529	79,528
Autos	397,047	173,777
Auto supplies	2,020,917	462,721
Barley 88,070 bu	35,376,294	861,850
Beverages	1,026,465	94,370
Butter and subs	424,976	111,898
Canned goods	16,878,505	1,789,911
Cement	56,953,488	468,857
Cheese	293,476	77,786
Chemicals	7,967,081	452,100
Coffee	3,954,173	1,198,077
Confectionery	3,085,660	403,520
Copper and brass	612,088	153,887
Drugs, medicine	4,474,598	2,077,359
Dry'gds, notions	3,777,478	2,551,771
Elec. goods	5,376,619	1,000,874
Fibers	784,060	109,565
Fruit and vegetables	9,111,534	280,102
Gas ref. oil (104,365)	420,322,974	18,251,385
Glassware	1,529,067	360,126
Grain bags, burlap	3,148,749	272,677
Groceries	5,476,287	704,596
Hardware	2,928,368	453,443
Ho'hold goods	2,016,680	632,872
Ink	928,499	120,844
Iron and steel	4,900,815	143,019
Lard	1,032,804	131,853
Lead	708,611	35,631
Leather, hides	973,661	233,354
Lime	924,313	17,534
Lumber (46M)	4,738,204	41,632
Machinery	1,593,064	427,192
Meal	2,862,877	34,052
Merchandise	10,745,737	993,201
Milk (canned)	1,333,169	107,203
Nuts	545,811	136,908
Oil, c and fuel (493,207)	1,512,715,600	7,356,747
Paint and oils	18,503,182	1,049,217
Paper	2,825,575	448,851
Pepper	160,317	14,764
Plaster	402,654	14,220
Plumbing sup.	2,465,397	397,861
Powder	770,989	98,534
Rice	2,339,563	150,313
Roofing	2,822,293	118,979
Rubber goods	940,549	427,352
Salmon	884,770	116,397
Salt	33,091,021	309,847
Seeds	1,196,335	181,139
Soap	4,420,555	199,593
Soda	604,370	18,743
Stationery	1,460,358	362,262
Sugar	81,283,912	5,501,963
Sulphur	281,870	7,936
Syrup	2,978,368	103,672
Tanbark	700,000	10,500
Tea	446,773	132,651
Tinplate	155,046	7,275
Tobacco	7,043,135	2,935,366
Twine, cordage	753,802	171,518
Vegetable pulp	2,191,779	28,486
Wax	1,016,149	33,482
Wheat (833 bu)	803,533	6,156
Wool	289,924	87,627
Zinc	71,634	3,718
Total	2,309,664,090	$57,633,719

ATLANTIC COAST PORTS TO PORTLAND

1922	January 1 to December 1 Pounds	Value
Agricultural impls.	186,232	$ 36,468
Autos, trucks	679,168	270,658
Auto supplies	1,096,063	300,012
Beverages	159,193	37,874
Canned goods	4,875,126	598,146
Carpets and rugs	527,121	337,671
Cement	359,800	3,292
Chemicals	4,233,991	352,167
Coal and coke	7,438,460	48,243
Confectionery	861,472	118,727
Copper and brass	208,247	84,974
Drugs and medicine	996,304	610,028
Dry goods, notions	3,848,360	2,665,108
Dyestuff	102,426	56,870
Electrical goods	4,881,679	987,744
Glassware	2,641,416	689,972
Groceries	5,841,451	807,184
Hardware	4,059,211	432,487
Iron and steel prod.	70,897,904	1,928,759
Leather goods	344,758	208,858
Linoleum	3,118,812	373,183
Lubricating oils	5,289,747	480,973
Machinery	2,552,547	518,200
Merchandise	7,787,298	1,508,307
Oakum and packing	83,711	44,111
Oyster shells	1,571,400	14,568
Paints and oils	2,512,481	344,838
Paper goods	7,891,982	1,016,159
Pianos and musical instruments	841,484	637,200
Plumbing supplies	16,891,209	1,117,746
Rosin	710,385	48,006
Rubber goods	1,104,480	751,760
Seeds	75,021	25,180
Shoes	298,874	221,383
Soap	3,061,404	173,274
Stationery, supplies	1,900,042	762,094
Syrup	14,229,572	60,343
Tinplate	34,675,459	1,672,040
Tobacco, cigars	167,134	57,138
Toys	313,221	269,211
Twine, cordage	861,318	188,355
Wax	205,847	18,962
Total	205,265,142	$21,589,399

GULF PORTS TO PORTLAND

Ammonia	151,997	$ 5,734
Canned goods	1,501,385	$ 182,016
Chemicals	75,074	6,220
Coffee	154,012	18,762
Cotton fabric	753,093	240,716
Glassware	83,083	16,058
Hardware	155,149	20,472
Hominy	90,800	6,777
Iron and steel prod.	17,861,413	494,671
Lard substitutes	2,821,993	223,917
Lubricating oils	462,237	41,280
Machinery, impts.	804,499	73,522
Merchandise	933,026	169,310
Molasses	152,099	3,498
Oyster shells	5,204,130	128,710
Paper	123,700	16,048
Pianos and musical instruments	75,793	84,260
Plumbing supplies	2,777,313	187,580
Rice	293,662	19,919
Rosin	291,763	17,862
Sisal	1,055,328	75,417
Starch	43,751	1,411
Sulphur	19,406,000	339,639
Syrup	1,421,674	46,599
Turpentine	71,769	8,939
Twine, cordage	6,226	1,727
Wax	75,085	3,026
Total	56,360,128	$ 2,416,079

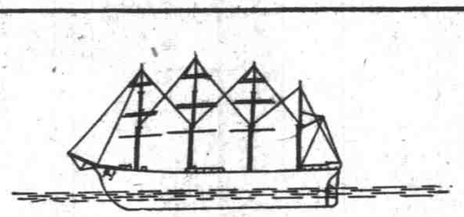

1912
SAILING VESSELS AND STEAMSHIPS REACHED PORTLAND AS CARGO OFFERED AND RIVER CHANNEL CONDITIONS PERMITTED
IMPORTS $3,000,000 EXPORTS $12,000,000

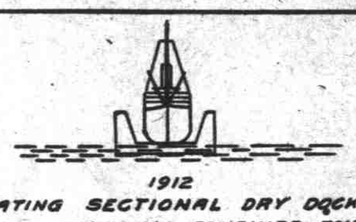

1912
1 FLOATING SECTIONAL DRY DOCK SERVED SHIPS OF 42,610. COMBINED TONNAGE.

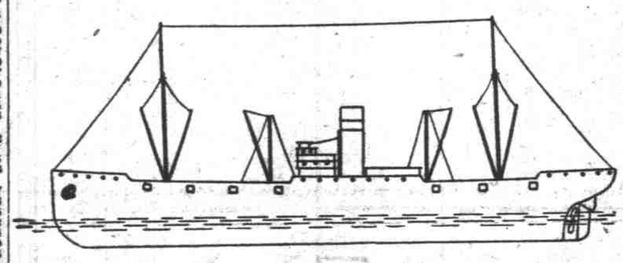

1922
THE MOST MODERN STEAM AND MOTOR SHIPS OPERATED BY 43 DIFFERENT LINES SERVE PORTLAND ON REGULAR SCHEDULE
IMPORTS $6,000,000 EXPORTS $26,000,000

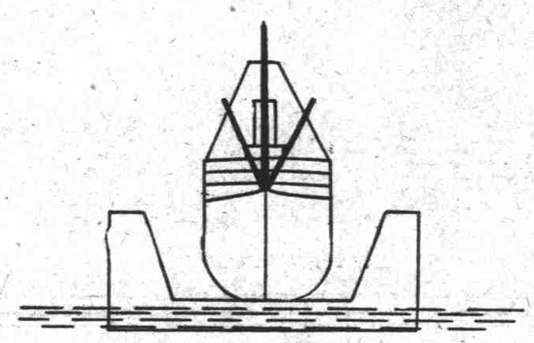

1922
2 FLOATING SECTIONAL DRY DOCKS SERVED SHIPS OF 150,802. COMBINED TONNAGE (11 MONTHS)

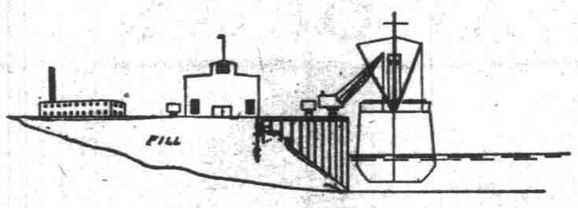

DURING 1922 PORT OF PORTLAND DREDGES "MADE" 3770 ACRE FEET OF LAND SUITABLE FOR INDUSTRIAL PURPOSES.

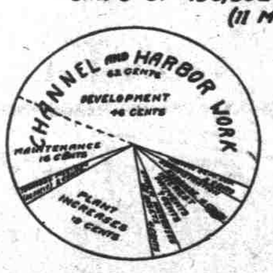

DISTRIBUTION OF THE PORT OF PORTLAND EXPENDITURE DOLLAR FOR YEAR 1922

WHILE 2800 ACRE-FEET OF AGRICULTURAL AND OTHER LOWLAND WAS FILLED.

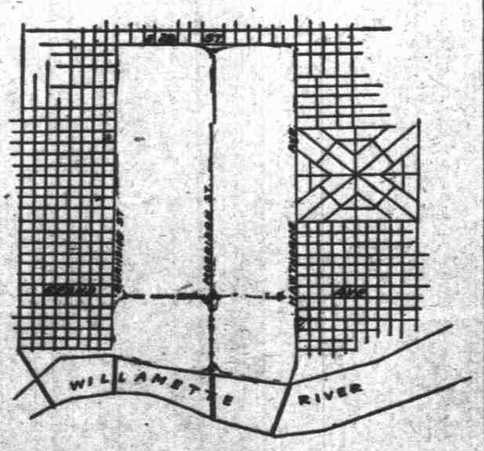

THIS WOULD HAVE MADE A FILL 10 FEET DEEP OVER MORE THAN 400 CITY BLOCKS OR FROM THE RIVER TO 16 ST AND BETWEEN HAWTHORNE & BURNSIDE STS

Timber Tracts Are Rapidly Being Used

The people of the United States are using up their forest material at the rate of about 25 billion cubic feet a year, and only growing it at the rate of six billion cubic feet per year, according to the forest service, United States department of agriculture. The necessity of considering timber as a crop, to be scientifically grown, cared for and harvested in uninterrupted succession, is each year becoming more imperative, forest officers point out. Timber must be protected from fires, from plant disease and from insect pests, just as other agricultural crops are protected, it is stated.

2,006,782,000 Feet Of Lumber '21 Cut

In the state of Oregon in 1921 there was cut 2,006,782,000 feet board measure, according to preliminary statistics just compiled by the forest service, United States department of agriculture, in cooperation with the bureau of the census, department of commerce. This is 1,309,316,000 board feet less than the cut of 1920. This decrease was due to lack of demand, low prices and unsatisfactory shipping facilities, according to the forest service, which states that the indications are for a somewhat larger total cut in 1922 as compared with 1921.

FRUIT SHIPMENTS

There was a time when anyone who suggested that fresh fruit could be carried 6000 miles by water and delivered as firm and beautiful as when it was taken aboard would have been considered an idle dreamer. Now where are experts who say that it should be possible for the Londoner or the Parisian to enjoy thte luscious strawberries and the wonderful cherries of Oregon, with the fruit in quite as delicious readiness for the foreign palate as if served on the tables of Oregon.

OREGON APPROPRIATION

Washington, Dec. 30.—(WASHINGTON BUREAU OF THE JOURNAL.) The total carried in the reclamation estimates for Oregon projects during the next fiscal year is $2,100,000 divided as follows: $500,000 for Baker project, $900,000 for Umatilla and $700,000 for Klamath. The current appropriation for Baker is $400,000, for Umatilla $500,000 and for Klamath $700,000.

AMERICAN FLAG ON 39 PER CENT OF SHIPS SAILING

Portland Figures Show How United States Holds Leading Place in Maritime Trade.

The American flag flies from thirty-nine vessels out of every 100 that sail from Portland for foreign lands.

To what extent the American merchant marine engages in foreign commerce out of Portland is shown by custom house figures. For the first 11 months of 1922, 361 vessels engaged in foreign trade sailed from Portland. Of these, 141 were of American registry.

Thus 39 per cent of the foreign commerce from Portland was carried in American bottoms.

Old mariners recall the days a decade ago, when the American flag was not so conspicuous in the harbor.

OLD DAYS RECALLED

In the days before the Panama canal, British, Norwegian, French and Dutch tramps—steamers and windjammers—sailed into Portland for wheat or lumber. They came around the Horn. Rarely was an American flag seen.

Occasionally an American schooner would clear for Australia of Cape Town with lumber. That was the extent of American maritime enterprise. They were the days when the American merchant marine was hardly known on the high seas.

Then came the World war. With the exception of the Japanese colors, the American flag was practically the only one seen. Foreign vessels were engaged elsewhere.

The return to normal is now at hand. And with it has come the American steamer to stay, the old mariners agree.

JAPAN IS SECOND

The British ship, once in the majority, has given way even to the Japanese carrier, which ranks second in numbers to the American.

Foreign traders sailing from Portland during the first 11 months of the year were registered under 10 different flags, as follows:

American, 141; Japanese, 84; British, 54; Norwegian, 28; Dutch, 17; French, 10; Swedish, 8; Danish, 7; German, 1, and Mexican, 1.

FOR many years the Oregon Brass Works has been sending the message of Oregon quality and workmanship to all the world. Our great bronze propellors are driving giant freighters through every sea. We are, every day, teaching some new part of the country to look to Oregon for quality.

OREGON BRASS WORKS
Portland, Oregon

Greetings
A Happy and Prosperous New Year to All
WHAT HAVE YOU FOR SALE OR EXCHANGE?
No Matter Where Located
Correspondence Solicited
Phone or Mail Your Listings
GOKEY & WESH
Hotel and Apartment House Brokers
Business Opportunities
Home, Acreage and Farms
327 CHAMBER OF COMMERCE BUILDING
Portland, Oregon

DOMINATING SIZE AND COLOR
Puts the Breath of Life Into Your Advertising
Foster and Kleiser
— COMPANY —
OUTDOOR ADVERTISERS
Phone East 1111
435 East Everett