# BRILLIANT SOCIETY SET OF WASHINGTON WELCOMES GENERAL PERSHING'S SISTERS

**Mrs. D. M. Butler of Lincoln, Neb., and Sister, Miss Mary Pershing, Go to National Capital for Visit; Miss Edwina Ashley, England's Richest Girl, Becomes Bride of Lord Bountbatten.**

ANOTHER sister of General John J. Pershing is Mrs. D. M. Butler of Lincoln, Neb., who with her sister, Miss Mary Pershing, has reared the general's son, Jack. She has gone to Washington, D. C., for a visit and with her sister is being welcomed to the brilliant society set of the national capital.

* * *

Miss Slavoka Grouitch, wife of the minister of Serbs, Croats and Slovenes, was a speaker at the recent convention of the Federated Women's Clubs of America, where her subject was "The Influence of Foreign Women in Foreign Relations." She will accompany her husband to New York this month to be the guests of General Leslie Kincaid during a review of the New York state guards.

* * *

Princess Elizabeth Tschernitschew came to Washington, D. C., recently to attempt to establish her American citizenship, declaring herself to be the daughter of a German who was naturalized in Louisville, Ky. She left the capital on foot, without funds, hoping to find some acquaintance of her parents. She declared that she had walked across Germany when escaping from the bolshevists in Russia and could certainly stand the short hike to New York.

* * *

Miss Edwina Ashley, who is England's richest girl, became the bride of Lord Bounthatten in July. An immense fortune was left Miss Ashley by her grandfather, Sir Ernest Cassel, who was very devoted to her.

# Chess and Checkers

E. H. BRYANT, Editor.

Contributions of games, endings, problems and items of interest, criticism and club notes solicited. Send direct to 163 East Thirty-fifth street, Portland Chess and Checker club, Washington building.

PROBLEM No. 1231.

By Fr. W. R. Inge Dalton, Seattle, Wash.

This is the doctor's latest tweet and it will permeate your organism if you are in any way receptive to the sense of genuine chess strategy. Lots of fun for beginners and entertainment for the others. Plenty of tries and variations. Enough said.

BLACK 9 PIECES.

WHITE 8 PIECES.

White to mate in two moves.

White king on QR2, queen on KKt7, rooks on KR2, bishops on QB3 and QB6, knights on KB3 and KKt6, pawn on QKt3. Black king on K6, queen on KR3, rook on K3, bishop on QR2, knights on KKt and Q8, pawns on KB4, KB7, QKt5.

PROBLEM NO. 1232.

By Cliff Sherwood, Los Angeles, Cal.

Mr. Sherwood, who has in the past contributed considerable to these columns, is now chess editor of the Los Angeles Express. He writes in regard to this problem that it is a light weight but fine for this time of the year. Here is another excerpt from his letter: "Frank Maus of San Jose, Cal., isn't the only one who has said that The Oregonian has the best diagrams in this country. I have said it and have heard some of the local players here say it."

BLACK 4 PIECES.



WHITE 7 PIECES.

White mates in three moves.

White king on QKt, rooks on KR4 and KB6, knights on Q3 and QR5, pawns on QKt2 and QKt6. Black king on Q4, pawns on KB4, Q5, QR2.

PROBLEM NO. 1233.

By the late Alfred Lane, Cardiff, Eng.

BLACK 4 PIECES.

WHITE 8 PIECES.

White mates in three moves.

White king on KB8, rook on KB4, bishop on KB6, knights on K8 and KR7, pawns on KR3, QB3, QKt5. Black king on Q4, bishop on KR2, pawns on KB4, 2, R-K3 mate. 1...QXQ; 2, B-K4; 1..., Kt.

SOLUTIONS

Problem No. 1227—Key, Q-R6. RXQ; Kt-B3; 2, R-K3. 1, RXB; 2, Q-K6; 1, Q-K5; 2, BXQ. 1, Kt-B2; 2, BXQ mate. H. S. Goddard, Vancouver, Wash.

Problem No. 1226—Key, R-B3. The white king should have been placed on QKt5. The white queen should have been placed on QKt2 instead of QB2. Will diagram this problem over soon so that the fixers will have it correct. As diagrammed it would have a check key, Kt-Kt3, and no variations.

Problem No. 1227—Key, B-B6. BXKt; 2, KtXB. K-Q3; 3, R-R8. K moves; R-Q8 mate. 1...K-Q3; 2, R-R8. BXKt; 3, KtXB. K moves; R-Q8. H. S. Goddard.

C. G. Givens, Salem, Or., writes: "How does White mate Q-B4? If Black takes QXQ, let me know why KtXKt does not mate. That is my key." Mr. Givens sends the following keys to Nos. 1222, 1223 and 1224—R-B5, Q-KR, R-B4.

GAME NO. 1207.

French Defense.

This is Express game No. 49. From the middle game to the ending some neat play. Interesting.

| Whipple Grabill Hamlet't | Mugridge Howdy Sherwood | Whipple Grabill Hamlet't | Mugridge Howdy Sherwood |
|---|---|---|---|
| White | Black | White | Black |
| 1—P-K4 | P-K3 | 19—R-B4 | P-QR3 |
| 2—P-Q4 | P-Q4 | 20—KR-QB | P-B3 |
| 3—PXP | PXP | 21—KtXP (G | QXKt |
| 4—B-Q3 | B-Q3 | 22—R-Kt4ch | K-R4 |
| 5—Kt-KB3 | Kt-QB3 | 23—QXKtP (H | KtXR |
| 6—Kt-B3 | KKt-K2 | 24—R-B5ch | K-R5 |
| 7—Q-K2 | BKtK5 | 25—R-B3(I | J)Q-Kt-1st |
| 8—KtXP | KtXP | | |
| 9—Q-K4 | KtXKTch | 26—P-B4 | QXPch |
| 10—PXKt | B-KB4 | 27—K-K2 | Q-Kt5ch |
| 11—Q-Q1 | BXB | 28—K-Q2 | Q-Kt4ch |
| 12—QXKtP | K-Q2 | 29—K-K2 | QR-Kch |
| 13—KtB6ch | K-B3 | 30—K-B | R-K8ch |
| 14—PXB | B-Kt5ch | 31—KXR | Q-Kt8ch |
| 15—B-Q2 | Kt-Q4 | 32—K-Q2 | R-Kch |
| 16—Kt-K4 | BXBch | 33—K-B3 | R-Bch |
| 17—KXB | P-B3 | 34—K-K4 | Q-Kt5ch |
| 18—QR-Bch | K-Kt3 | 35—K-K5 | |

Black resumes in attack mode.

(G) White here discards the winning continuation and embarks on a sacrifice, which, though promising, proves unsound. 21 Kt-B3 leaves black without resource. For instance: Q-QB, 22, Kt-R4ch, K-R4, (if K-R2, 23, RXP) 23, R-B5ch, KXKt (or P-Kt4) RXBP) 24, KR-B4ch, Kt-Kt5, 25, R-Kt3ch, K-R6, 26, R-R5ch, K-Kt7, 27 QXPch, and mate next move.

(H) White had the following odd draw: QXQ, KtXQ; 24, BXKtP and black must submit to perpetual check, but a draw was not what white wanted.

(I) If white continues, P-Kt3ch, K-R6, R-R5ch, K-Kt7, QXKt, threatening mate in two; then K-Kt8 saves the game for black.

(J) The idea of this move is to enter the White camp with the Q after a series of checks on the seventh and eighth ranks and ending by taking QKtP, preventing mate and winning easily. The sacrifice of a rook is necessary to carry out the plan. The position of the kings at the ending is amusing.

MLOTKOWSKI.

The chess world is thoroughly interested and anxiously awaiting the outcome of the great chess battle between the masters at the international congress, commencing July 31, in London, Eng. Invitation tournament with 16 entries; major tournament with 12 entries; then the women's open tournament with 16 entries and other competitive tournaments. All for prizes. Joseph Spomarsch, Tacoma, Wash., sends correct solutions to Nos. 1225, 1226. No. 1226 was wrong set up in diagram and in this instance it is the editor's fault. Tried to set it up without the original by me; Dr. Dalton will please overlook it.

GAME NO. 1208.

One of the international tournament games. Morrison, white pieces; Kostich, Black.

| Morrison White | Kostich Black | Morrison White | Kostich Black |
|---|---|---|---|
| 1—P-Q4 | P-Q4 | 37—R-R | QXQ |
| 2—P-K3 | P-QB4 | 38—RXQ | Kt-Kt4 |
| 3—Kt-KB3 | Kt-QB3 | 39—R-Q3 | K-K13 |
| 4—B-Q3 | Kt-B3 | 40—K-Kt | R-KT |
| 5—P-B3 | P-K3 | 41—P-R4 | Kt-K3 |
| 6—QKt-Q2 | B-Q3 | 42—R-Q7 | K-B4 |
| 7—Q-O | O-O | 43—RXRP | K-Kt5 |
| 8—Q-K2 | P-K4 | 44—R-R4ch | K-B6 |
| 9—PXBP | BXP | 45—R-QKt4 | Kt-B5 |
| 10—P-K4 | B-KKt5 | 46—RXP | R-Kt2-ch |
| 11—PXP | KtXP | 47—K-B | R-B1 |
| 12—Kt-K4 | B-K2 | 48—P-Kt3 | RXRP |
| 13—R-Q | Q-B2 | 49—R-B | R-R8 |
| 14—P-KR3 | B-KB4 | 50—K-K | RXBch |
| 15—QKt-Kt5 | BXB | 51—K-Q2 | R-KR8 |
| 16—QXB | Kt-B3 | 52—P-B4 | RXP |
| 17—B-K3 | QR-Q | 53—P-Kt4 | K-K3 |
| 18—P-B4 | P-KR3 | 54—R-KP | R-R7ch |
| 19—Kt-K4 | KtXKt | 55—K-B3 | R-R5ch |
| 20—QXKKt | P-B4 | 56—K-B2 | R-Q6 |
| 21—Q-B4ch | K-R1 | 57—R-QB6 | K-Q5 |
| 22—Kt-R4 | BXKt | 58—P-Kt5 | R-B6ch |
| 23—Q-B | P-B5 | 59—K-Q2 | R-QKt6 |
| 24—B-B5 | R-B3 | 60—K-B2 | R-Kt5 |
| 25—P-B3 | P-QKt3 | 61—P-Kt6 | Kt-Q5 |
| 26—B-R3 | P-KR3 | 62—R-Q6ch | KXP |
| 27—PXP | P-B6 | 63—R-Kt6 | R-Kt5ch |
| 28—PXP | Kt-K4 | 64—K-Q | K-B6 |
| 29—K-R | KtXP | 65—R-B6ch | K-Q5 |
| 30—Q-B2 | Kt-K4 | 66—R-Kt6 | K-K6 |
| 31—Q-R2 | RXRch | 67—R-Kt3ch | K-B5 |
| 32—RXR | Q-B3 | 68—RXKt | RXP |
| 33—Q-K5 | KtXKP | 69—K-K2 | P-Kt6-4 |
| 34—R-Q8ch | K-R2 | 70—R-Q | K-Kt6 |
| 35—Q-Q8 | R-B8ch | 71—R-Q3ch | K-Kt7 |
| 36—K-Kt2 | R-B7ch | Resigns. | |

## Checkers.

PROBLEM NO. 1408.

By M. Claus, Yacolt, Wash.

Can you beat it? One poor black man surrounded by the enemy, forces scattered. It does not look possible for them to win; but do your best and help them out if you can.

BLACK, 1, 13, 15, 26. KINGS 3, 7, 29.



WHITE, 20, 22, 23, 28, 31; KINGS, 15, 16, 24.

Black to play and win.

PROBLEM NO. 1409.

By M. Claus.

These two problems are hot off the griddle. Just composed during the past two weeks. Unique in design and fine for the good old summer time.

BLACK, 2, 7, 10, 12, 15, 18, 26, 28.



WHITE, 5, 9, 11, 18, 19, 24, 32.

White to play and win.

PROBLEM NO. 1410.

By Mr. Teischlelt, England.

BLACK, 5, 11, 12, 23; KING 29.

WHITE, 14, 17, 30, 31; KING, 3.

White to play.

PROBLEM NO. 1411.

By Mr. Cox, England.

WHITE, 8, 14, 22, 29, 32; KINGS, 4, 5.

BLACK, 6, 9, 12, 19, 24, 23; KING, 18.

Black wins.

SOLUTIONS.

Problem No. 1400—Black, 22, 23, 24; King, 31. White, 30, 32; King, 10. Black to win. Solution by Frank Pollard, Los Angeles, Cal. If there is anything wrong with it notify us. 22-26, 19-28, 31-27, 30-25, 28-30, 25-21, 30-26, 21-17, 27-24, 28-19, 26-31, 19-26, 31-13, B. W.

Problem No. 1401—Black, 5, 1, 24; King, 10. White 29, 32, 17; King, 2. Black to play. Solution by M. Claus. 5-9, 17-13, 10-6 (keeps white king bottled up, 32-28, 24-27, 28-24, 27-32, 24-20, 32-27, 20-16, 27-24, 16-11, 24-19, 11-8, 19-16, 8-3, 16-12, 3-7, 6-1, 13-6, 1-3, B. W.

Problem No. 1402—Black 3, 7, 12; King 6. White 15, 19, King 4, 17. Black to win. 12-16 the keymove. 19-12, 7-11, 15-8, 6-10, B. W. The only hard thing about this is its simplicity. M. Maus.

Problem No. 1403—Black, 3, 11, 12, 23; King, 26. White, 7, 20, 21, 32; King, 6. White to win. See game.

FIFTH ANNUAL CHECKER TOURNAMENT.

Have you contributed your share towards the fund to make this tournament a huge success? The time is drawing near and we are in receipt of the list of those who have given from $1 up to $100. Space forbids its publication at this time. More entries of masters of the game have been made already than of any previous tourney and the interest is intense among the fraternity, not only in this country but Europe. Who will be the champion? It is far from being an easy matter to decide for there have been numerous state champions and marvels who have by their skill been brought to public notice during the past year that are going to take part that preclude any decisive prediction in regard to it.

GAME NO. 1199. Glasgow.

| | | | | |
|---|---|---|---|---|
| 11-15 | 29-11 | 10-17 | 30-25 | 26-31 |
| 23-19 | 3-7 | 21-14 | 10-17 | 17-14 |
| 8-11 | 28-24 | 2-7 | 25-21 | 31-26 |
| 22-17 | 7-16 | 31-27 | 17-22 | 6-2 |
| 9-14 | 24-20 | 6-10 | 26-17 | 11-15 |
| 25-22 | 16-19 | 27-18 | 19-23 | 2-6 |
| 11-16 | 29-25 | 10-17 | 18-14 | 8-11 |
| 24-20 | 4-8 | 25-21 | 7-11 | 14-10 |
| 16-23 | 22-18 | 1-6 | 14-10 | 11-19 |
| 27-11 | 14-23 | 21-14 | 23-26 | 10-7 |
| 7-16 | 17-14 | 6-10 | 10-6 | 19-23 |

and we have the problem given above. In the match 6-10 was played and resulted in a draw. The editor of the A. C. R. in 1892 gave the following for a white win: 32-28(B, 23-27(I, 6-10, 26-23, 7-3, 23-19, 3-8, 11-15, 10-14(C, 19-23, 8-11, 15-18, 11-15, 18-22, 20-16, 12-19, 13-31, W. W.

(B) The beginner would probably consider this a weak move if not reckless, as it puts white in danger of having two pieces fastened at the side; but in reality white gets a grip so powerful that black is never able to shake it off. (C) If instead of this move white follows the black man 8-11, then black wins by a neat shot: 8-11, 12-16, 11-18, 19-23, 30-11, 23-16. Var. 1—Black may attempt to save the piece on 11 at once, then the editor believes the following would win: 11-15, 6-10, 15-18, 10-15, 28-22, 7-2, 5-9(D, 2-6, 9-13, 6-9, 23-26, 9-14, 18-23, 14-18, W. W. (D) No alternative for 23-27 would lose by 20-16, and 23-16 would lose by 21-17. This ending is characteristic of the Glasgow. The above is open for further analysis and may evolve some fine play.

Solutions have been received from I. V. Watson, M. Claus, A. C. McCutcheon, Harry Gibbs, Isadore Greenbaum, W. L. Bryant, Leo Sams, James Young, Frank Pollard, Dr. Smith, J. Wellins, Dr. Bates. I. V. Watson sends this neat solution to No. 1403: 32-28, 23-27, 6-10, 26-23, 7-3, 23-19, 3-8, 11-15, 10-14(A, 19-23, 8-11, 15-18, 11-15, 18-22, 20-16, 12-19, 13-31, W. W. (A) 8-11; nice problem 12-16, 11-18, 19-23, B. W.

P. Stettenburg, Independence, Ore., box 383, writes that he would like to play some checker fan a series of 12 games or more by correspondence. Some one accommodate him so we can get the games for publication.

Here is a very neat position for some of the amateurs to tackle: Black, 1, 9, 11, 25, king, 3; white, 6, 10, 24, kings, 2 and 26. White to move and win. I believe the position is by the renowned George Slocum.

D. Z. Hathaway, Nampa, Idaho: 11-15, 23-19, 8-14, 22-17, 7-11, 25-22, and you have started a Whilter game. Lee's Guide fine for you. Procured at public library or any prominent book company.

I. V. Watson, Portland, Or., sends the following solution to No. 1386. As he seems to be in some doubt in regard to play (A), publish it and let you decide it. 23-19, 32-23, 26-22, 18-23, 16-20, 23-16, 20-9, 10-15, 9-14, 2-6(A, 14-17, 6-10, 24-27, 15-19, 17-22, 10-15, 27-23, 19-26, 22-31, 15-19, 31-27, W. W. A—As good a move as I can see, for if white straddlebugs by 14-10, B. W. J. W. Wellins, city: Will look the problem over soon. Thanks for contribution. Your analysis to prize problem placed on file.

We are in receipt of many solutions to the prize problem; but as we predicted, but few have found the right line of play. Several fall in the end play.

GAME NO. 1100. Fife.

| Elementary page from Draughts World. | | | | |
|---|---|---|---|---|
| 11-15 | 23-9 | 8-11(J | 30-26(O | 25-30 |
| 23-19 | 6-13 | 21-17(K | 17-21 | 4-8 |
| 9-14 | 29-25 | 10-14 | 26-22 | 30-26 |
| 22-17 | 8-11 | 17-10(L | 21-25 | 8-11 |
| 5-9 (A | 25-22(F | 7-23 | 19-15(P | 14-17 |
| 26-23(B | 11-15 | 19-10 | 2-7 | 11-15 |
| 9-13(C | 27-24(G | 25-21(M | 15-8 | 25-30 |
| 24-20(D | 15-19 | 14-19 | 7-14 | 30-16 |
| 15-24 | 32-28(H | 27-32 | 18-9 | 12-26 |
| 28-19 | 4-8 (I | 22-18(N | 8-14 | 31-13 |
| 13-22(E | 23-18 | 13-17 | 8-4 | 26-26 |
| | | | | Drawn. |

(A) Forms the opening.
(B) 23-22 a loser.
(C) 7-11, 17-13, 11-16 forms Whilter.
(D) 30-26, 13-22, 25-9, 6-13, 29-25, 1-6, 23-22, 5-9, 24-20, 15-24, 28-19, 9-14, etc., drawn.
(E) As given in Anderson.
(F) 23-18 gives rise to some interesting play. See variation 1.
(G) 22-28 very weak.
(H) Best reply.
(I) If 5-9, White wins.
(J) Forced.
(K) Only move to draw; but forces Black's reply.
(L) 18-9 a loser.
(M) Nothing else to draw.
(N) Only draw.
(O) Also a forced move. If 19-15, Black wins.
(P) Compels Black to break up position and forces the draw.

Variation 1.

| | | | | |
|---|---|---|---|---|
| 23-18 | 26-22 | 18-14 | 10-6 | 18-15 |
| 11-16 | 16-20 | 10-17 | 1-10 | 24-27 |
| 29-11 | 30-26 | 21-14 | 15-6 | 15-19 |
| 7-23 | 20-24 | 11-15 | 21-25 | 27-31 |
| 31-26 | 19-16 | 14-10 | 6-2 | 2-6 |
| 4-8 | 12-19 | 15-19 | 25-30 | 19-24 |
| 26-19 | 23-16 | 22-18 | 26-22 | 10-7 |
| 8-11 | 2-7 | 18-17 | 30-26 | 3-10 |
| 27-23 | 16-12 | 18-15 | 22-18 | 6-15 |
| 11-16 | 7-11 | 17-21 | 26-23 | Drawn |

GAME NO. 1200. Bristol.

A game played some time ago between the masters, Messrs. Head and James P. Reed. Hence more

| | | | | |
|---|---|---|---|---|
| 11-15 | 8-12 | 9-14 | 13-17 | 29-25 |
| 24-20 | 23-16 | 16-11 | 11-7 | 2-6 |
| 15-19 | 10-19 | 1-6 | 5-10 | 18-23 |
| 23-16 | 25-22 | 29-25 | 16-21 | 24-20 |
| 12-19 | 6-10 | 6-9 | 19-23 | 15-24 |
| 22-18 | 32-27 | 13-6 | 26-19 | 28-19 |
| 18-15 | 10-15 | 2-9 | 17-22 | 25-22 |
| 16-13 | 22-17 | 27-24 | 11-7 | 6-15 |
| 7-10 | 14-18 | 9-13 | 22-29 | |
| 27-23 | 17-13 | 20-16 | 7-2 | |

and we have Black, 4, 5, 12, 14, 23; King, 22. White, 18, 26, 21, 30, 31; King, 15. Black to draw. 5-9, 20-16, 4-8, 16-11, 22-18, 15-22, 8-24, 22-17, 12-16, 17-10, 16-20, 21-17, 9-13, 10-15, 13-22, 15-19, 23-27, 19-28, 27-32, drawn.

# RUSSIAN HOTELS AWFUL

**Finest in Moscow Now Place of Filth and Stench.**

Eleanor Franklin Egan in Saturday Evening Post.

I cannot write about the filth in this hotel (the Savoy, in former times the finest in Moscow), because it cannot be written about in polite language. Yet it is typical of all Russia.

I am tempted to be plain spoken about it; to try at least to convey an idea of the horrible stench of it; but I fear to offend nice minded people. When you find that the landings of a marble stairway have been used for extraordinary purposes, that their walls have been kicked and scuffed, spat upon and otherwise defiled, you wonder about the kind of people who have been using that stairway and about their circumstances in life.

You rather hate to express yourself. You must pick your way as carefully through your thoughts of them as you do through the nasty evidences of their existence. I noticed frayed bits of old tapestry and other kinds of remnants of a one-time elegance clinging here and there.

The long dark corridors were equally dilapidated. Their floors were bare, but I observed shreds of carpet holding on rather pathetically to tacks along their edges.

"Good heavens!" said I to myself. "I remember distinctly chasing down this very corridor one morning to So-and-So's room!" We had come around to get her for a visit to the Kremlin; she had kept us waiting and I had been delegated to go up and drag her out. It all came back to me—the noiseless comfort of it, the soft lights, the precise and perfectly ordered service.

Our interpreter, who was following me with the suitcases and the food basket, must have observed that I was peering round at everything with considerable curiosity.

He laughed and said: "Pretty awful, isn't it? But it's the cheapest place in Moscow! And it has heat!"

## Recruit Misunderstands Colonel.

"Now," said the colonel, looking along the line of recruits, "I want a good, smart-looking bugler."

At that, out stepped a dilapidated fellow with a thick stubble of black beard.

"What," said the colonel, eyeing him up and down, "are you a bugler"

"Oh," he answered, "I thought you said burglar."

# Flowers for Home and Garden

BY A. GARDEN GROWER.

WHILE lilium candidium, or the Madanna lily, has about finished blooming in this section, there is scarcely any flower which can give more satisfaction, for they not only provide grace of form, but also give richness of color and delicacy of fragrance found in very few other flowers. Combined with these qualities comes the ease of culture, which in itself should appeal to nearly every one.

While I do not advocate that a garden should be devoted to them I feel there should be a liberal planting of these in every garden. Groups of a dozen or so bulbs scattered through the herbaceous border will give you flowers that will provide the necessary height and lightness of color for the heavier background. They are particularly effective when that background has a keen blue note. Lilium candidium is one of our oldest lilies, and many authorities allege that it is the lily of the bible. For centuries it has been known as the annunication lily, the Bourbon lily, the Lent lily, the Madonna lily and the St. Joseph's lily.

It is easy to cultivate, and the bulbs multiply very rapidly. The best time to plant lily bulbs of any kind is soon as possible after the flowers fade or its seed ripens. They cannot always be obtained at that time because the new crop of bulbs is not imported from France until autumn, but if they could be obtained now this would be the best time for planting. Frequently you will get no flowers the first year from lilium candidum, because the basal roots on which the flower-stem must depend entirely for its support, have been cut off or dried up by exposure to the air during transit, consequently the bulbs are so weakened that it takes them a year to recover and form new roots.

Most lilies require a light, sandy or loamy soil, but lilium candidium, while it will do well in such soil, really likes a heavier soil, and has been known to do wonderfully well in a clay, if it is well drained. Of whatever nature the soil, it should be fairly rich, and if not naturally so, a liberal quantity of thoroughly decayed cow or sheep manure should be mixed with it before planting the bulbs.

Never use fresh manure of any kind as it attracts worms and causes decay. While good drainage is necessary, lilies like plenty of moisture when in active growth, and frequent shallow cultivation or mulching will help preserve the moisture already in the soil. In long dry periods water should be applied when necessary. Lilium candidium, like several other varieties, do well in full sunshine and exposure, and this is one reason why they are so valuable in a south-west border. If you have not lilium candidium in your garden, be sure not to let another season go by without it and if you know of anyone who now has a good collection of bulbs and can get some of them now, get the bulbs and plant them without delay. See that the bulbs are protected by moss from the time they are dug until reset, so the basal roots will not be destroyed.

August is the month to test the enthusiasm of the average amateur gardener, for hoeing, pottering and digging are not particularly agreeable occupations in midsummer. If there is any special time when enthusiasm wavers, it is in August, the month when it is more agreeable to swing in the hammock in a shady place than to do any kind of work in the garden.

The weeds, however, will grow in August, and the soil will get hard around your plants, and the rain will not come and sprinkling is necessary. Therefore there are a great many things to be done if you want your plants to look well in September and October, for now is the time to give attention to dahlias, asters, chrysanthemums, zinnias and those other things which make the garden bright in the fall. While August may test your enthusiasm, it is one of the months from which we can get garden pleasure.

The results of the work done in the spring and early summer are now apparent, and the blossoms with which the garden is now full are reward to the earnest gardener for all his trouble and toil. No doubt there have been periods when the garden seemed to demand too much time and attention, and when its requirements appeared annoying and vexing; when the weeds seemed to grow faster than the flowers, and when we all asked whether the effort was worth while. But we stuck to it and now comes August with glowing blossoms to reward the earnest effort of the past. It is not that the backaches or the labors are entirely forgotten; the diggings, the rakings and the trying and patience racking moments spent in transplanting the tiny seedlings, the weedings, the waterings, the careful tending, all of these are easily and pleasantly remembered in August, for each plant now in flower has a history, a story of its own, to tell, and now with the rich foliage or wealth of flowers, it looks up cheerfully, as if glad to be able to play its part and brighten the garden in return for the time and attention given to it.

August is the harvest month of flowers. The annuals are in great show. Shirley poppies flaunt their brilliant colors. Drummond phlox shines on every hand, while the mass of mignonette sends forth its delicate perfume. Godetias, coreposis, stocks, scabiosa, clarkia, zinnias and petunias all wait to be gathered into bouquets or to fill the flower baskets. Asters now begin to bloom and the carnations are becoming a riot of color, while the tuberous begonias make a lovely display.

The second crop of roses is now reaching its height, and the fragrant lilies nod their heads with every passing breeze. The dahlias, hollyhocks and sunflowers are blooming, while the cannas are showing their greatest brilliancy and beauty of both bloom and foliage. Gladioli are sending forth new flowering stalks each day, and the garden is becoming a riot of color with the tall flowering spikes. The clematis and moonflower climb brilliantly together, the color of each bringing out the beauty of the other. While we can thus in August enjoy to the fullest our labor of other months, we must all remember to prepare in August for the autumn, and not let attention to the garden lapse.

* * *

Now is the time to sow your pansy seed for next year's plants, for if you get them well started and set out by fall you will have glorious blooms early next season. Pansies are always beloved for their bright and varied colors and they give such a happy note that no garden is complete unless it has a pansy bed. Although many persons do not know it, Portland is the center of the pansy seed industry, and the various strains of pansies which E. J. Steele has developed in this city has carried his name and that of Portland to all quarters of the globe, for you will find Steele's



*Lilium Candidium should be in every garden.—*

pansy seeds known to florists from India to New York, while England itself, where pansies are very popular, sends all the way to Portland for its choicest seeds.

As Mr. Steele has made a study of pansies for years, a little advice from him to the amateur who wants to raise his own plants will be of value. A few days ago I met Mr. Steele and asked him to give some cultural advice, and he wrote me as follows:

"Professional gardeners make their first sowing of pansies in August; transplant the little seedlings into frames when large enough, cover these at night in extremely cold weather with an additional protection besides the sashes, using for the purpose straw or felt mats, and in the early spring gradually uncover and accustom the plants to the open air. These are the general cultural conditions where the weather gets cold, but here in the vicinity of Portland, where the climate is milder, the plants when small can be set out and wintered by covering with straw or manure. This covering can be gradually removed in the spring. Do not remove it all at once, for you want the little plants to get accustomed gradually to the open air. This August planting gives the kind of plants you usually buy early in the spring from the florists and are the proper kind for early planting. Toward midsummer, however, these pansies begin to show signs of exhaustion, their growth becoming more and more straggling. To take the place of these florists generally sow additional seed in winter in greenhouses, but the amateur can get new plants by a late spring sowing. To sow the seed now or in the spring the grower should provide himself with what are known to florists as pans, and if these are not available use wooden boxes. The pans are made of terra cotta, but whether they or wooden boxes are used, they should be about three inches deep and of any size convenient for handling.

"See that the bottoms of the boxes have holes for drainage. In the bottom of the boxes or pans put about one inch of good garden soil. This soil should not be sifted, and the remaining space of the box filled with nicely sifted, moderately enriched sand soil. Some propagators prefer that this soil be well watered, in fact soaked, while others prefer to wet the soil after the seeds are put in, using for watering a very fine spray from a watering can. After you have put in the soil, saw the seed. This is an important part of the operation. Sow them very thinly, and this one point I want to emphasize, for if the seeds are sown too thickly the plantlets, when up, will be too crowded and become spindling. Press the seeds down well into the soil with a smooth board or block of wood and cover them twice their thickness with finely sifted soil. Care must be taken not to have this top coat of soil too deep, a 16th of an inch being sufficient. You can see it has to be finely sifted. If you have not soaked the bed with water before planting, you should now give it a thorough watering. The next move is to prevent evaporation, and this is best accomplished by spreading over the box or pan a pane of glass or a sheet of paper to keep in the moisture. The soil should not be allowed to dry out. The seeds should germinate in eight or ten days, and as soon as they appear above ground the glass or paper covering should be removed and the box moved to a cooler place where it will get shade during a part of the day. The seedlings should be watched and kept watered when necessary."

* * *

Hillside gardens always present problems, but when the problem is successfully solved you have an effect that will be pleasing from every angle. Such are the results which have been accomplished by Mr. and Mrs. J. L. Karnopp at their home, 181 Rutland Terrace, Arlington Heights. Their grounds are quite extensive, but having successfully solved the hillside garden immediately surrounding the house, they are now making extensions to the garden, and these extensions promise to be as attractive as those sections which have already been completed. To get the results, Mr. and Mrs. Karnopp have used a wealth of plants and the garden is filled with annuals, perennial bulbs, shrubs and trees, for in addition to those which they have planted they have employed in their landscape scheme many of the native species, in which firs, cedar, arrow-wood, salal, dogwood, flowering currant and wild huckleberry are numbered.

The winding trails over the hillsides are marked here and there with rockeries filled with a wealth of interesting plants, while in the rear of the house is a tall rock wall, well marked with clumps of plants, some of which are blooming at all seasons. It would take almost an endless list to tell all that are to be found in the garden, for the plants range from pansies, violets, gladioli, iris, clarkia and montbretia to rhododendrons, cotoneasters, escallonia and many other shrubs and flowering plants.

This year in the new section which Mrs. Karnopp is developing there is a large planting of dahlias and gladioli. On the north of the house is a collection of ferns, both native and imported, which is quite interesting and near it is a bed of violets which, I imagine, in the spring is a great source of pleasure. Running the length of the north line of the garden is a hedge of rugosa, which now is beginning to exhibit its greatest glory, for the large fruit is just turning red and the fruit, I think, is much more handsome than the flowers.

I also noticed growing in the garden a sweet gum tree, something very seldom seen here and which makes such a handsome ornament that I often wonder why it is not more widely used. A very novel but striking feature of the Karnopp garden is the wall planting facing on Rutland terrace. By a series of arches large pockets have been left in the wall, and these are filled with hydrangeas, which now are showing in all their glory. The way Mr. and Mrs. Karnopp have handled their hillside garden and the methods they have employed in overcoming difficulties show not only their skill and knowledge of plants, but is a true exhibition of the enthusiasm of intense amateur lovers of flowers.

While I have made this special mention of the Karnopp garden, I am not unmindful of the fact that there are a number of other interesting gardens in the Arlington section which, while not presenting the same problems, are worthy of notice and close study. My regret is that I have not the time nor space to review all in detail.

Mr. and Mrs. A. H. Maegly have a different kind of a garden, one with long reaches of level spaces and which requires a more formal treatment, and in this they have succeeded. Not only is the plant grouping about the house most excellent, but the great collection of flowering annuals and perennials to be seen on all sides exhibits Mrs. Maegly's intense love for flowers, while her rose garden is marked not only with all the old favorite varieties, but also includes the greater number of the latter-day novelties.

Mrs. John R. Holman, on Parkside lane, has a garden that is always a riot of color and for variety of plants and cultural skill is worth a most extended review, which some day I hope to give.

The house planting around the home of Mr. and Mrs. George Vinton, on Kingston avenue, is very effective, leaving long stretches of well-kept lawn, while a week ago the climbing roses which Mr. and Mrs. Vinton have planted to cover the telephone poles were magnificent with their wealth of blooms.

Another enthusiastic gardener of the section is Mrs. Mary Mercer, who this year is featuring a large planting of zinnias. These are in a circular bed edged with dwarf marigolds and just at present the combination is quite effective.

For a district that is new and still yet largely undeveloped, Arlington Heights exhibits probably more fine gardens in proportion to the number of houses than any other section of the city, and if the present interest in gardens continues in that district the section, when developed, will be one of the most attractive in the city.

* * *

Elinor E. Hardy in Our Garden Journal gives some timely advice on dahlias when she says: "When you tie your dahlia plants to stakes use three-quarter-inch cotton tape dyed green. This broad tape makes the best possible 'tie' material, as it never squeezes, and it never comes untied, as raffia so often does. After cutting your first heavy crop of blooms scatter over the ground a sprinkling of bone meal and Scotch soot and dig it into the ground. I have found the soot an indispensable factor in growing these splendid flowers, for it naturally intensifies their color and it is as well a true soil antiseptic.

"A word about disbudding. You know that the buds usually appear in groups of three, but we must not hesitate to pinch away the two side buds, leaving on the center bud. Should aphis, green or black fly infest your plants a sulphur-tobacco-soap spray should be used. If possible, cut dahlias in the early morning. I believe that you know that a piece of charcoal in the dahlia jars and vases will keep the water sweet. Not being partial to dahlia foliage, I never use it, but in its stead I grow a great deal of lespedeza pendula, which, as you know, only comes into perfection in late summer, and assembling its long, slender, arching sprays with the dahlia blooms produces an effect that is the very essence of grace. The shining, dainty leaves of lespedeza pendula are not unlike those of the rarest cotoneasters, and they are infinitely lovelier than the foliage of the dahlia.

"Frequently I use the lacelike foliage of cimicifuga simplex with the finest cactus dahlias, and it is really a charming filling green. The ostrich feather blooms of cimicifuga simplex I place with gold-colored gladioli to lend grace to those stiff-stalked flowers, for the white and gold are so harmonious.

"The decorative peony and cactus forms of the dahlia are my favorites. I would grow no others, except a few varieties of the pompons. The salmon, copper, amber, gold, delicate pink, rose, flame and cerise shades are the colors we all admire, therefore discretion must be used in the selection, for there are many extremely ugly lemon shades, crude reds, greeny whites and unworthy pinks that should not be grown."

* * *

In order to encourage the growth of flowers and city beautification, practical lessons in gardening are benig given by the New Orleans park commission. Popp's gardens, donated to the city by D. F. Popp, are in full bloom, giving an idea of the wide variety of greenery, flowers and plants that can be grown successfully in New Orleans under ordinary garden conditions.

The gardens occupy nearly three acres of ground in Audubon park. The flowers featured in the park are roses, gladioli, snapdragons, dahlias, cosmos, blue salvia, zinnias, petunias, cape jasmine and about 50 others. Attendants are present at all times to answer questions as to the kind of soil necessary for any variety, how to cultivate them and to give other cultural information.

* * *

I have heard it said more than once that Seattle would never attempt to wrest from Portland its title of "The Rose City," and also I have heard it said that Seattle could not win the title, for it could not grow as good roses as Portland does.

The last rose show disproved the latter statement, for the exhibit which Seattle staged ranked with the best blooms this city has produced, and there is no reason why Seattle cann