



Governor Carter smiling for the camera with Moses Newsom, Baltimore Afro-American, on left and Arthur Carter, Washington Afro-American, on right. The Governor had just held a conference with a representative of the Black news media in Chevy Chase, Maryland.

Carter meets with Black Press

"My attitude and my obligation to the Black Citizens of this country is unshakable and permanent," said Governor Carter, as he addressed members of the Black Press on October 2nd, 1976 in Chevy Chase, Maryland.

Here are the Governor's stands on issues that are pertinent to the Black Community.

UNEMPLOYMENT

Under two Republican Administrations we have been faced with the twin evils of intolerable high unemployment and double-digit inflation. The major economic problem is unacceptably high unemployment. In 1975, one out of every fourth Black worker was unemployed and the majority of them were ineligible for unemployment compensation. Teenage Black unemployment in some areas approaches the staggering figure of 40 per cent. We must give highest priority to achieving a steady reduction of unemployment, and achieving full employment a job for everyone who is eligible to work -- as rapidly as possible, while reducing inflation. Jimmy Carter supports the Humphrey-Hawkins FULL EMPLOYMENT BILL, which is designed to provide full employment.

BUSING

The busing program that has been a great success in Atlanta for the past three years is referred to as the "Atlanta Plan". First of all, any child that wants to be bused can be bused at public expense. Secondly, the busing must contribute to increased integration. Third and this is missing completely in Boston and a lot of other cities, but its integral for an ultimate solution, the Black leaders have to be adequately represented in the decision making process of the school system at all levels, so the Black people will feel "that's my school system too, it's not just a white folk's school system that my kids have to go to." As a political candidate Jimmy Carter would like to see this plan used in cities across the country.

CIVIL RIGHTS

As Governor of Georgia, Jimmy Carter equalized jobs and promotions for Black people for the first time in the history of that state. As a private citizen, he was one of a few white Americans in the South who expressed his convictions for equal rights for every human being. Jimmy Carter and his family had the courage to be the only members of their congregation that voted to allow Black people to worship in their church. To speak of social justice is one consideration, but to openly take a stand for what you believe in is the kind of political courage we need in Washington today.

CRIME

Every American has a right to expect

that laws will be administered in an evenhanded manner, but it seems that something is wrong even with our system of justice. Violators of anti-trust laws and other white collar criminals are often ignored and go unpunished. Citizens without influence often bear the brunt of prosecution. Everyone should be equal in the eyes of the law. The best way to reduce crime in a substantive manner is to reduce unemployment.

AFRICAN AFFAIRS

Jimmy Carter supports self-determination and majority rule in Rhodesia and Namibia. He also supports financial aid for the development of Africa's natural resources and overall economic development. In South Africa, Carter believes in the elimination of the rigid institutionalized system of racial segregation and supports the freedom and justice of Black Africans, and a "movement towards majority rule."

WELFARE PROGRAM

Welfare reform would be an early goal of Jimmy Carter's presidency. We need an efficient and compassionate welfare system in this country. First of all, jobs should be made available for people who want to work and are able to work. Secondly, a national welfare program should be created, one which is fairly uniformed varying according to cost of living differences between communities. This program should also be funded in substantial part by federal government. This would provide a more uniformed system and it would better meet the needs of each individualized case.

HEALTH

Jimmy Carter supports a comprehensive national health insurance program which insures quality health care and delivery of health services to all Americans regardless of race, color, creed, or geographical area. His proposed health care program seeks to provide greater availability of health care services at a cost affordable to every American. In addition, the proposed program has an objective increasing the overall of trained medical personnel within minority and low-income communities by providing scholarship assistance to students from minority and low-income families who seek to become medical technicians, nurses, and physicians.

HOUSING

Simple, workable, and predictable housing policies which can be understood by all participants in the housing sector must be established. Federal and state financing and direct subsidies are essential for construction and rehabilitation of new low and middle income housing. Low income citizens must be provided with better income so that they can

afford adequate housing. Federal guidelines must be established to prevent redlining of neighborhoods or the discriminatory lending policies of mortgage home loan companies.


Minority applicants sought

The American Nurses' Association is announcing that applications for the Registered Nurse Fellowship Program for Ethnic/Racial Minorities will be accepted through December 15th, 1976. This final application period will conclude with the selection of 15 new Fellows for 1977-78.

Funded by the Center for Minority Group Mental Health Program of the National Institute of Mental Health, the ANA grant provides for predoctoral study in psychiatric/mental health nursing and social and behavioral sciences for ethnic/racial minority nurses to become mental health researchers. In addition to stipends, a fellowship includes tuition, fees and dependency allowance.

Persons seeking awards must be registered nurses who have received the first post-baccalaureate degree in nursing. Other requirements include U.S. citizenship or permanent visas. Applicants must be enrolled or plan to enroll full-time in an accredited graduate program to complete the Ph.D. requirements within the designated period of the fellowship award (not to exceed three years).

For further information concerning the fellowships, contact Dr. Ruth Gordon, ANA headquarters, 2420 Pershing Road, Kansas City, Missouri 64108.



Gretchen Kafoury
democrat for state representative

Endorsed by --
Oregon AFL-CIO
Oregon Education Association
Portland Observer
Oregon Journal

Before November 2

- Read your Voters' Pamphlet
- Check each candidate's stand on issues
- Study each candidate's qualifications

Your choice will be
GRETCHEN KAFOURY
Democrat for State Representative—District 13

Paid for by GRETCHEN KAFOURY FOR
STATE REPRESENTATIVE COMMITTEE
Bill Tuor, Treasurer, 1508 N.E. Stanton, Portland, OR 97212, 282-8288

HOW TO MAKE STORM WINDOWS TO SAVE MONEY AND ENERGY.

The basis of this do-it-yourself energy (and money!) saving project is the fact that most windows do a poor job of keeping heat inside your house.

The fact is, single pane glass offers little resistance to heat loss from your house.

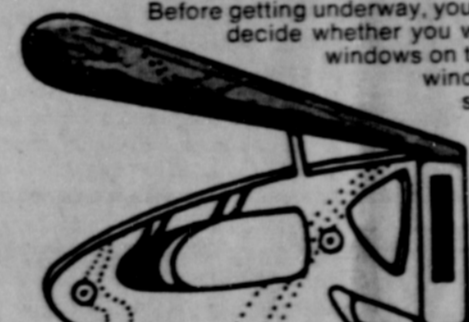
What's the solution? There are several, ranging from a made-to-order aluminum storm window to double glazed permanent windows.

Working just as well as these factory made solutions, but requiring a little work... are properly made, do-it-yourself storm windows using plastic instead of glass. And, they are consistently less expensive.


Materials needed to make plastic storm windows: You'll need a saw, a hammer, a stapler, metal cleats, 1" by 2" wood stock, clear vinyl plastic film. Paint or stain. Self adhesive foam weather stripping (optional).

How to proceed: There is nothing tricky about the skills required to make your own storm windows.

Before getting underway, you should decide whether you want your storm windows on the inside of the window... or the outside. It makes little

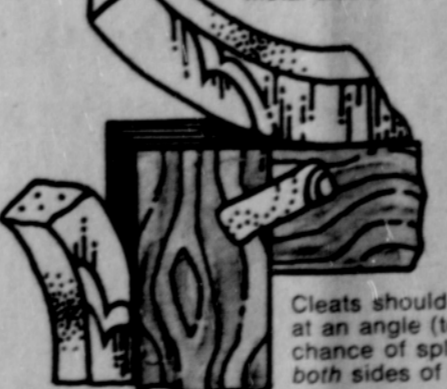


difference in their heat-keeping ability... but it may make a difference in your particular circumstance. Either way, the process is similar.



Building the frame: Whether used inside or outside the window, the wooden frame should be sturdy and snug fitting. Use of 1" by 2"

wood stock is recommended. Fastening the corners can be done several ways. The simplest we've run across is the metal cleat.



Cleats should be applied at an angle (to reduce the chance of splitting) and on both sides of a joint.

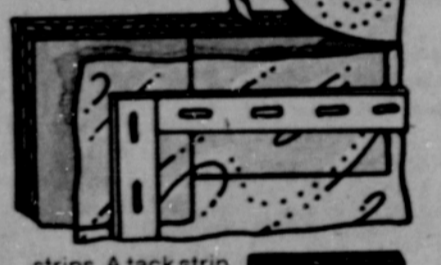
For a snug fit, we recommend the use of self-adhesive foam weather stripping on the perimeter of the frame. By sizing your frames slightly smaller than the window area and lining the frame edge with the weather stripping, a tight fitting barrier is formed that stops infiltration of air.

The completed frames, particularly outside frames, will require some means of securing in the window space. This can be done with any of several fastening devices available in hardware stores. The frames should be painted or stained before the plastic is adhered.

Affixing the plastic: For storm window use we recommend clear vinyl plastic 8-10 mils thick. Plastic is sold in varying thicknesses and if the only size available is less than that... use it! The thicker plastic is just a little easier to work with.

If your plastic is 8 or 10 mils thick, you can staple it directly to the frame, working your way from the center of each side to the corners until it is tautly in place.

If your plastic is thinner direct stapling can cause rip-outs. We recommend, in this case, the use of thin cardboard paper or screen door moulding tack



strips. A tack strip placed over the plastic and stapled through will prevent rip-outs. Note: You install the plastic on one side of the frame only... not both.

When cutting your plastic, allow a little overlap. After fixing the plastic to the frame, you can trim the material back for neatness.

The completed storm window is installed so there is about a 1" air space between the plastic and the window.

Savings: Inside or out, storm windows save energy and money. How much depends on location of your home and the severity of the weather.

On the average, however, tight-fitting storm windows will give you annual savings ranging from a low of 19¢ per square foot of window area (in mild climates) to as




much as 72¢ or more (in cold climates). That's savings per year, per square foot of window area.

It's hard to estimate exactly what the material cost might be... it depends a great deal on local costs. However, it definitely pays to shop around.

For further information on this do-it-yourself storm window project, please contact any Pacific Power office.

THE PEOPLE AT PACIFIC POWER



CAL TORAN
Home 289-0939



BOB NELSON
Home 287-4050

Still serving the community

AS THE HOME FOLKS FOR

E. G. Stassens, Inc. Realtors

Hollywood Office 288-8871

To sell your home or buy a home Call Bob or Cal