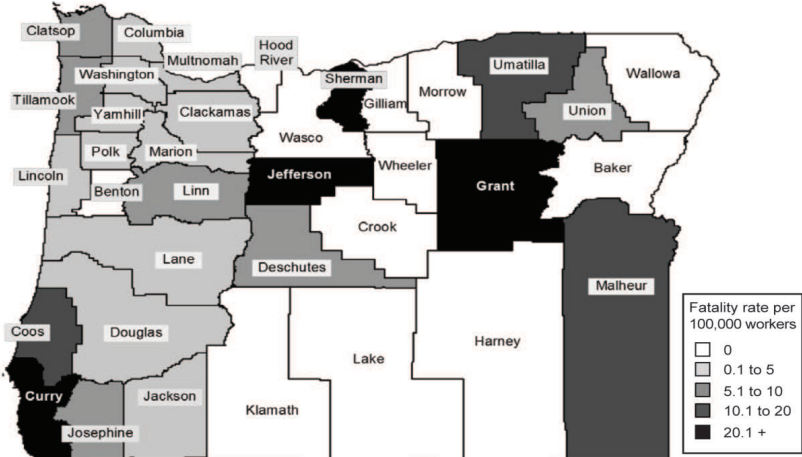


## Oregon Counties

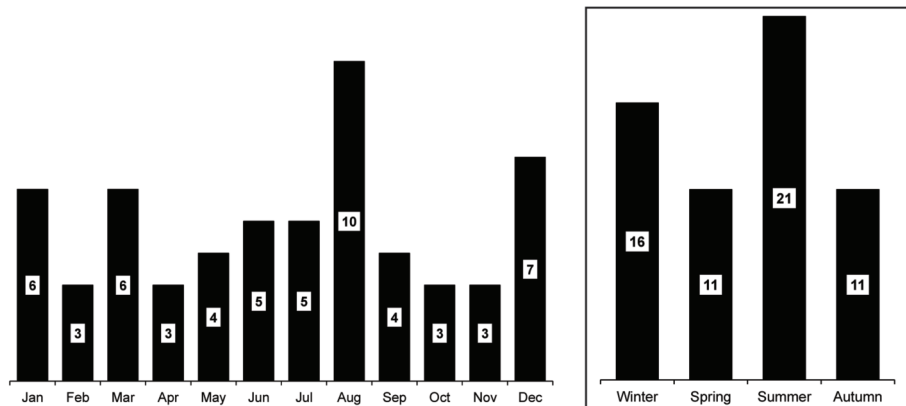


Oregon Population, Employed Labor Force, and Fatalities by County, 2011

County	Total population	Employed labor force	Worker fatalities	County	Total population	Employed labor force	Worker fatalities
<b>OREGON</b>	<b>3,857,625</b>	<b>1,785,401</b>	<b>59</b>	<b>LAKE</b>	<b>7,885</b>	<b>3,271</b>	<b>0</b>
BAKER	16,215	6,724	0	LANE	353,155	162,811	3
BENTON	85,995	41,752	0	LINCOLN	46,155	20,658	1
CLACKAMAS	378,480	181,905	4	LINN	117,340	48,867	3
CLATSOP	37,145	19,019	1	MALHEUR	31,445	12,037	2
COLUMBIA	49,625	21,683	1	MARION	318,150	140,720	5
COOS	62,960	25,448	4	MORROW	11,270	5,051	0
CROOK	20,855	7,589	0	MULTNOMAH	741,925	369,121	5
CURRY	22,335	8,068	2	POLK	75,965	35,352	1
DESCHUTES	158,875	69,462	5	SHERMAN	1,765	976	1
DOUGLAS	107,795	39,774	1	TILLAMOOK	25,255	11,650	1
GILLIAM	1,880	1,132	0	UMATILLA	76,580	36,248	5
GRANT	7,450	3,039	1	UNION	25,980	11,252	1
HARNEY	7,375	2,923	0	WALLOWA	6,995	3,326	0
HOOD RIVER	22,625	13,304	0	WASCO	25,300	13,187	0
JACKSON	203,950	89,073	4	WASHINGTON	536,370	269,929	3
JEFFERSON	21,845	8,066	2	WHEELER	1,435	630	0
JOSEPHINE	82,820	30,411	2	YAMHILL	99,850	44,010	1
KLAMATH	66,580	26,933	0				

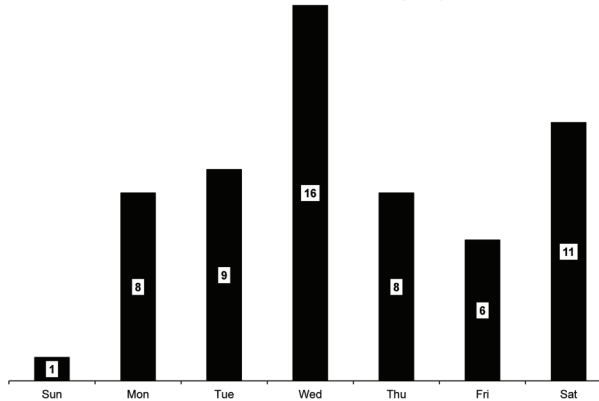
Sources: Portland State University Population Research Center and BLS Local Area Unemployment Statistics Retrieved: March 2013

## Worker Fatal Incidents and Total Fatalities by Month and Season in Oregon, 2011

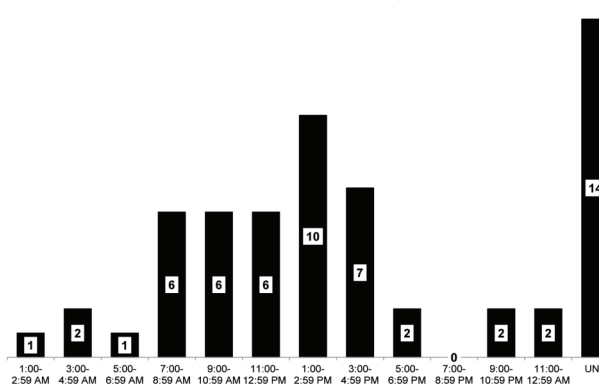


Source: "Occupational Fatalities in Oregon Annual Report, 2011." Oregon Occupational Fatality Assessment and Control Evaluation (OR-FACE) Program.

## Worker Fatal Incidents and Total Fatalities by Day in Oregon, 2011



## Worker Fatal Incidents and Total Fatalities by Time of Incident, 2011



## Memorial for Workers

*I write these words of honor, for those who gave their lives;*

*And for their families, their husbands and their wives.*

*For those whose lives were spent, doing what they must;*

*Working for a living like every one of us.*

*Their time cut short, by things that didn't have to be;*

*To make the workplace safer, for people like you and me.*

*To make sure their stories will never go untold;*

*To always keep their memories from ever growing cold.*

*We must remember the price they all had to pay;*

*When we honor the men and women on Workers Memorial Day.*

MIKE BAIRD  
MACHINISTS LODGE 21  
LACROSSE, WISCONSIN

## Dads & Daughters

"Mentoring Your Daughter's Interest in a Trades Career"

Special Workshop with Coffee and Refreshments

Saturday, May 10

Dads & Daughters Workshop  
1:00 p.m. - 2:00 p.m.

Come to Oregon Tradeswomen, Inc.'s FREE Women in Trades Career Fair.

Attend interactive workshops with your daughter, including a special workshop for parents/guardians and the young women in their lives.

Women in Trades Career Fair  
9:00 a.m. - 3:00 p.m.

NECA-IBEW Electrical Training Center  
16021 NE Airport Way, Portland 97230

FREE Gift to the first 20 daughters attending with an adult. Bring this ad to exchange it for a gift!



2014  
**WOMEN**  
in Trades  
Career Fair

www.tradeswomen.net  
info@tradeswomen.net | 503.335.8200 x 27



## Federal data shows 4,383 job-related deaths in U.S. in 2012

A total of 4,383 fatal work injuries were recorded in the United States in 2012. That's down from 4,693 fatalities in 2011, according to preliminary data from the Census of Fatal Occupational Injuries (CFOI) conducted by the U.S. Bureau of Labor Statistics.

The 2012 total represents the second lowest preliminary total since CFOI was first conducted in 1992. Key findings of the 2012:

- Fatal work injuries in the private construction sector increased 5 percent to 775 in 2012, from 738 in 2011. Total hours worked in the private construction industry increased 1 percent in 2012. The increase in fatalities follows five consecutive years of declining fatal injury counts in the construction sector. Fatal construction injuries are down 37 percent since 2006.

- 708 decedents were identified as contractors, many of whom worked in construction and transportation occupations.

- Fatal work injuries declined among non-Hispanic white workers (down 10 percent) and Hispanic or Latino workers (down 5 percent) in

2012. Fatal work injuries were higher among non-Hispanic black or African-American workers and non-Hispanic Asian workers.

- Fatal work injuries involving workers under 16 years of age nearly doubled, rising from 10 in 2011 to 19 in 2012 — the highest total since 2005. Fatal work injuries in the other age groups declined in 2012. Fatal work injuries among workers 55 years of age and older declined for the second straight year.

- Work-related suicides declined 10 percent from 2011 totals, but violence accounted for about 17 percent of all fatal work injuries in 2012.

- Fatal work injuries in the private mining sector rose in 2012, led by an increase in fatal injuries to workers in oil and gas extraction industries. Fatalities rose 23 percent to 138, reaching a new high.

- Fatal work injuries involving men fell from 4,308 in 2011 to 4,045 in 2012 — the lowest total since the inception of the fatality census in 1992.

- Transportation incidents accounted for more than two out of every

five fatal work injuries. Of the 1,789 transportation-related fatal injuries, about 58 percent (1,044 cases) were roadway incidents involving motorized land vehicles. Non-roadway incidents, such as a tractor overturn in a farm field, accounted for another 13 percent of the fatalities.

- Fatal falls, slips, or trips took the lives of 668 workers in 2012. Falls to a lower level accounted for 544, or about 81 percent of those fatalities. The height of the fall was reported in 437 of the fatal falls to a lower level. Of those cases, about one in four occurred after a fall of 10 feet or less. Another one-fourth of the fatal fall cases occurred from falls of over 30 feet.

- The number of workers fatally injured after being struck by objects or equipment increased by 7 percent (to 509). This includes 233 workers struck by falling objects or equipment and 199 struck by powered vehicles or mobile equipment not in normal operation.

Revised 2012 data from CFOI will be released in this Spring.