2004 NCAA Division I Men's Basketball Championship

No. 1 St. Louis: Kentucky



KRT

Wildcats' résumé

Record: 26-4 overall
Conference: Southeastern
Coach: Tubby Smith

Team statistics

Points per game: 72.6
Rebounds per game: 35.8
Assists per game: 15.5
Steals per game: 8.1
Field goal percentage: .470
Three-point percentage: .354
Scoring margin: 7.0

Individual leaders

Leading scorer:
Gerald Fitch, 15.7 ppg.
Leading rebounder:
Chuck Hayes, 7.9 rpg.
Assists leader:
Cliff Hawkins, 5.3 apg.
Field goal percentage leader:
Chuck Hayes, .518
Three-point percentage leader:
Gerald Fitch, .406

No. 1 East Rutherford: Saint Joseph's



KRT

Hawks' résumé

Record: 27-1 overall
Conference: Atlantic-10
Coach: Phil Martelli

Team statistics

Points per game: 77.8
Rebounds per game: 32.9
Assists per game: 16.5
Steals per game: 9.1
Field goal percentage: .479
Three-point percentage: .407
Scoring margin: 16.4

Individual leaders

Leading scorer:
Jameer Nelson, 20 ppg.
Leading rebounder:
Dwayne Jones, 7.1 rpg.
Assists leader:
Jameer Nelson, 5.4 apg.
Field goal percentage leader:
Dwayne Jones, .545
Three-point percentage leader:
Pat Carroll, .456

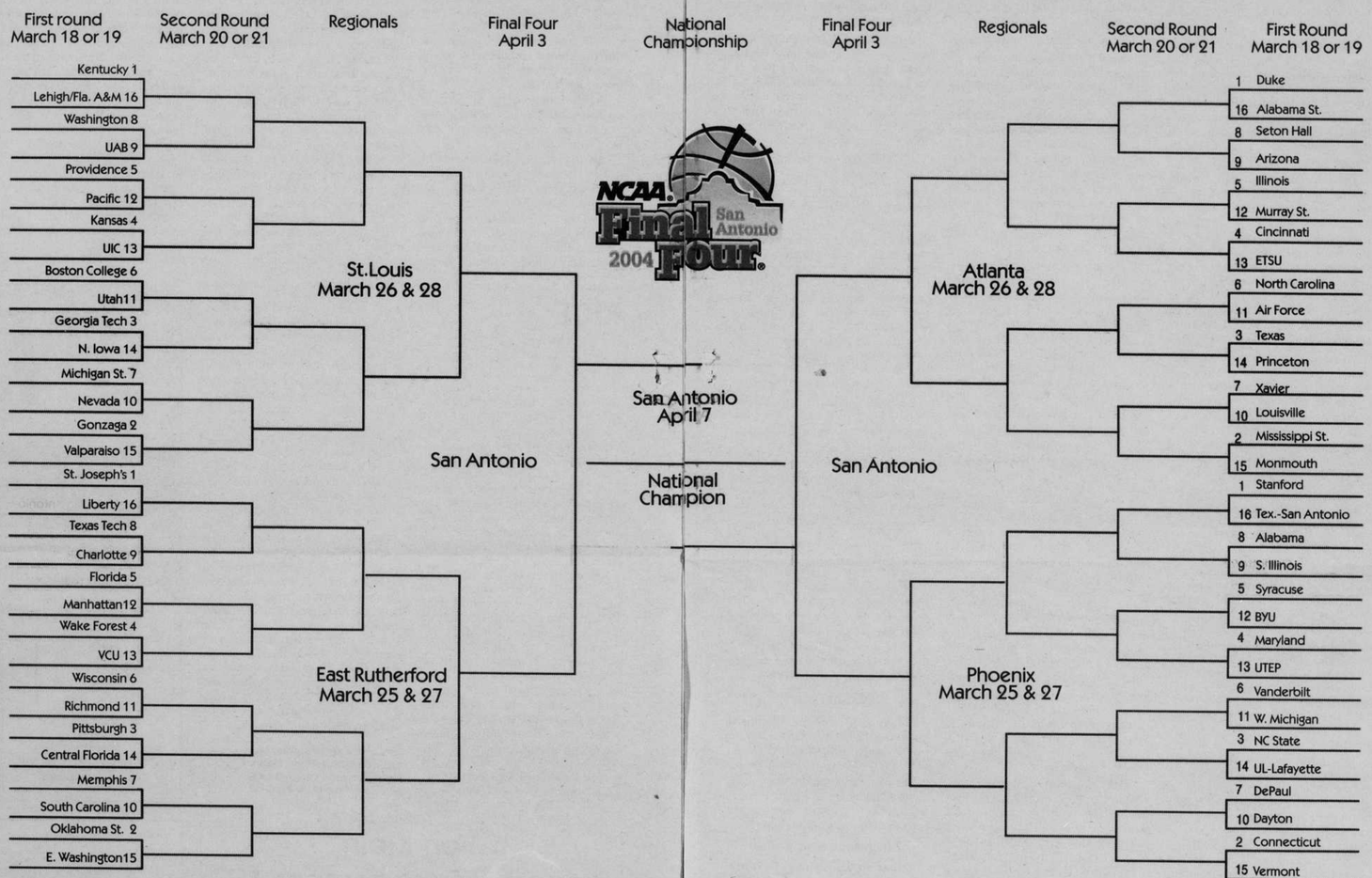

No. 1 Atlanta: Duke



KRT

Blue Devils' résumé

Record: 27-5 overall
Conference: Atlantic Coast
Coach: Mike Krzyzewski

Team statistics

Points per game: 79.5
Rebounds per game: 36.0
Assists per game: 14.5
Steals per game: 9.4
Field goal percentage: .471
Three-point percentage: .740
Scoring margin: 14.8

Individual leaders

Leading scorer:
J.J. Redick, 15.9 ppg.
Leading rebounder:
Shelden Williams, 8.4 rpg.
Assists leader:
Chris Duhon, 6.3 apg.
Field goal percentage leader:
Shelden Williams, .601
Three-point percentage leader:
Daniel Ewing, .417

No. 1 Phoenix: Stanford



KRT

Cardinal's résumé

Record: 29-1 overall
Conference: Pacific-10
Coach: Mike Montgomery

Team statistics

Points per game: 73.9
Rebounds per game: 36.3
Assists per game: 16.4
Steals per game: 6.4
Field goal percentage: .484
Three-point percentage: .366
Scoring margin: 13.2

Individual leaders

Leading scorer:
Josh Childress, 15.3 ppg.
Leading rebounder:
Josh Childress, 7.5 rpg.
Assists leader:
Chris Hernandez, 4.5 apg.
Field goal percentage leader:
Justin Davis, .587
Three-point percentage leader:
Chris Hernandez, .467

2003-2004 OREGON WOMEN'S BASKETBALL SCHEDULE

November

21	Fresno State, W, 80-67

December

2	Portland State, W, 62-55
6	Marshall (Papé Jam), W, 90-61
13	Kansas (Kansas City, Mo.), L, 77-67
17	Santa Clara, W, 94-71
20	Alabama (Las Vegas), L, 87-86
22	@ Portland, W, 88-70

January

2	@ USC, W, 92-74
4	@ UCLA, L, 81-74
10	@ Oregon State, L, 90-81
15	Washington, W, 84-74
17	Washington State, W, 60-45
22	@ Arizona State, W, 83-76
25	@ Arizona, L, 90-66
29	California, W, 68-56
31	Stanford, L, 83-80

February

7	Oregon State, W, 81-74
12	@ Washington, L, 83-74
14	@ Washington State, W, 67-62 (OT)
19	Arizona, L, 100-87
21	Arizona State, L, 86-75
26	@ California, L 85-81 (OT)
28	@ Stanford, L, 76-55

March

4	USC, W, 75-70
6	UCLA, W, 60-59
11	California (Pac-10 Tourney), W, 87-82
12	Stanford (Pac-10 Tourney), L, 70-63

2004 MEN'S FIRST ROUND NIT SCHEDULE

March 15
Toledo (20-10) vs. Marquette (17-11), 5 p.m., ESPN

March 16
Iowa (16-12) vs. St. Louis (18-12), 4 p.m., ESPN2
Nebraska (16-12) vs. Creighton (20-8), 4 p.m.
Missouri (16-13) vs. Michigan (18-11), 6 p.m., ESPN2

March 17
West Virginia (15-13) vs. Kent State (22-8), 4 p.m.
Rice (22-10) vs. UW-Milwaukee (18-10), 4 p.m.
George Washington (18-11) vs. Virginia (17-13), 4 p.m.
Florida State (18-13) vs. Wichita State (21-10), 4 p.m.
Purdue (17-13) vs. Notre Dame (17-12), 4 p.m., ESPN2
Tennessee (15-13) vs. George Mason (21-9), 4 p.m.
Belmont (21-8) vs. Austin Peay (21-9), 4 p.m.
Troy State (24-6) vs. Niagara (21-9), 4 p.m.
Hawaii (19-11) vs. Utah State (25-3), 4 p.m.
Nevada-Las Vegas (18-12) vs. Boise State (21-9), 4:30 p.m.
Drexel (18-10) vs. Villanova (16-16), 4:30 p.m.
Temple (15-13) vs. Rutgers (16-12), 4:30 p.m.
Boston (23-5) vs. Rhode Island (19-13), 4:30 p.m.
Georgia (16-13) vs. Iowa State (17-12), 6:30 p.m.
Louisiana State (18-10) vs. Oklahoma (19-10), 6:30 p.m., ESPN
Colorado (18-10) vs. Oregon (15-12), 9 p.m., ESPN2

Oregon in the NIT

1999: 3-2 (defeated Georgia Tech, Wyoming, Texas Christian; lost to California, Xavier)
1997: 0-1 (lost to Hawaii)
1990: 0-1 (lost to New Mexico)
1988: 1-1 (defeated Santa Clara; lost to New Mexico)
1984: 0-1 (lost to Santa Clara)
1977: 1-1 (defeated Oral Roberts; lost to St. Bonaventure)
1976: 0-1 (lost to UNC-Charlotte)
1975: 3-1 (defeated St. Peter's (N.J.), Oral Roberts, St. John's; lost to Princeton)

2003-2004 OREGON WOMEN'S BASKETBALL SCHEDULE

November

15	Valparaiso, W, 60-47
16	LSU, W, 76-67
25	@ Gonzaga, W, 73-57
28	Kansas, W, 54-51
29	North Carolina State, W, 83-78

December

4	@ Portland, L, 76-58
6	Colorado State (Papé Jam), W, 62-50
12	Montana, W, 53-52
16	@ Santa Clara, W, 68-56
18	@ George Washington, L, 72-52
27	@ California, L, 61-57
29	@ Stanford, L, 77-51

January

2	USC, L, 69-55
4	UCLA, L, 63-57
10	Oregon State, W, 56-54
15	@ Washington, L, 95-50
17	@ Washington State, W, 60-50
22	Arizona, L, 70-66
24	Arizona State, L, 69-67
29	@ UCLA, W, 61-55
31	@ USC, L, 71-56

February

7	@ Oregon State, L, 75-61
12	Washington State, W, 74-52
14	Washington, L, 67-56
19	@ Arizona State, L, 65-40
21	@ Arizona, L, 84-58
26	Stanford, W, 67-66
28	California, W, 77-62

March

5	California (Pac-10 Tourney), L, 82-57