

The second way is a little easier. Send your name, address and a brief description of your physical characteristics along with an international money order for \$59.95 to Jose Emanuel Vequerez, Siesta Print Shop, Box 1836, Ensenada, Mexico. Please allow 38 months for delivery.

WHEN YOUR LICENSE EXPIRES Just because your driver's license has expired, there is no reason to believe it is no longer of any value. Here are just a few ideas on how you can recycle your old license.

Use it as a bookmark.

Trade it for three Roger Maris baseball cards.

Use it as an eye patch.

Use it as one of the ingredients in a bacon, lettuce and tomato sandwich.

Invite over 51 car driving friends and work up a card game.

Seasons and Bag Limits

State law regarding automobile insurance and financial responsibility allows each driver to kill or maim the number of persons he can hit in a single accident. The period of time from when the driver's license is issued to when this first major accident occurs is called Open Season.

After the first major accident, the driver has reached his Open Season bag limit and Closed Season begins. During this period, you may secure a license only after proving financial responsibility to the state. Such responsibility is usually shown through the purchase of an auto insurance liability policy. Once this policy has been bought and your license re-issued, you are free to hunt as before.

When the five year Closed Season comes to an end, Open Season begins once more and the driver is again entitled to one free accident.

The purpose of this law is to insure that potential victims may retain the thrill and excitement of everyday life as well as to protect your right to drive your car over somebody else as guaranteed in the Constitution of the United States.

4

Road Signs

Next to the Department of Motor Vehicles, the road sign is the motorist's best friend. Road signs give important information about distances, directions, points of interest and, of course, rest areas. Many road signs point out traffic dangers that are not easily recognized or that don't actually exist. Most importantly, however, road signs take your eyes off the highway just long enough to cause accidents and traffic jams. And these are the things which help keep our department in business.

As you travel throughout the state, you will begin to notice that different types of signs serve different purposes.

Neon Signs



Neon signs warn the driver to slow down or stop. They oftentimes indicate the presence of some traveler's aid which might be useful before continuing on down the highway. Many neon signs are directional and, as such, include an arrow for clarification.


Illuminated Plastic Signs

Illuminated plastic signs are informational signs. They tell the driver that he is approaching some point of interest along the roadway.



Cheap Painted Metal Signs

Cheap painted metal signs are the signs that your state installs along the streets and highways. They are by far the most difficult to see and confusing to read. The following page shows the different sorts of cheap painted metal signs.



5

Regulatory Signs

Regulatory signs are rectangular-shaped signs which tell you that you are just about to do something wrong or are already doing it. Their most important function is to help the jury reach a speedy verdict.

Example "A" is a typical "No-Way" sign. Example "B" is a sign indicating that the driver is either on the wrong side of a freeway divider, in the wrong lane of a highway, or travelling the wrong direction on a one way street. In any case, when you see this sign, you are going the WRONG WAY.



Warning Signs

Warning signs are large yellow diamonds with something stupid painted on them. Warning signs can show upcoming intersections, curves or just plain words of warning.

Examples "A" and "B" show curves in the roadway. Example "C" shows an abrupt end of the highway.









Other Common Warning Signs



6

Hand Signals

Driver knows himself 	Driver knows you casually 	Driver knows you personally 
Driver has self-confidence 	Driver has edged too close to center line 	Driver has 3 o'clock yoga class 

Although electronic signal lights are now standard equipment on all automobiles, the hand signal still remains the most expressive method of indicating a turn.

RIGHT HAND TURNS 1) In approaching the corner, maneuver your car well over to the right. 2) Move left arm outward and through open car window. 3) Bend arm 90° at elbow, leaving upper arm parallel to road surface and forearm pointed upward, perpendicular to road surface. 4) Retrieve arm and complete turn.

LEFT HAND TURNS 1) On a two-way street, approach the corner with your car just to the right of the center line; on a one-way street, approach the corner with your car in the far left lane. 2) Move left arm outward and through open car window. 3) Point arm straight out, stiff at the elbow, parallel to the road surface and perpendicular to the side of your automobile. 4) Retrieve arm and complete turn.

HAND SIGNAL CHECKLIST

- Be sure your car window is rolled down before signalling a turn.
- Be sure to retrieve your arm after signalling. Otherwise, you could travel around in circles for the rest of the day.
- Always remember: Left hand turns are signalled with the left arm and right hand turns are signalled with the left arm.

7